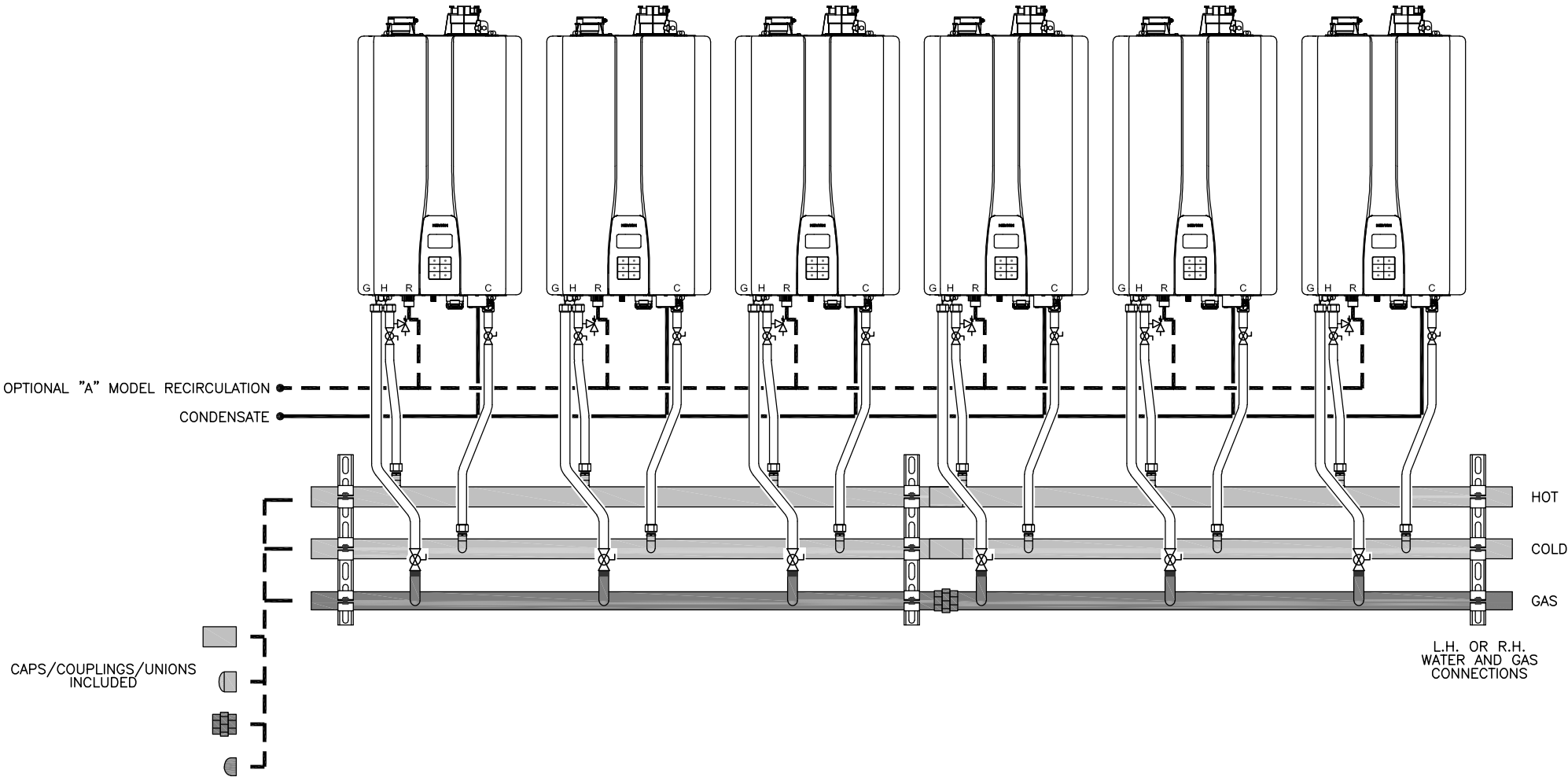
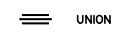


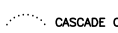


THIS DRAWING IS INTENDED ONLY AS A GUIDE AND NOT AS A REPLACEMENT FOR PROFESSIONALLY ENGINEERED PROJECT DRAWINGS. THIS CONCEPT SYSTEM DRAWING DOES NOT IMPLY COMPLIANCE WITH LOCAL BUILDING CODES. ACTUAL INSTALLATION MAY VARY DEPENDING ON INSTALLATION LOCATION AND PARAMETERS AND IT MUST BE DONE IN ACCORDANCE TO ALL LOCAL BUILDING CODES. VERIFY WITH LOCAL BUILDINGS OFFICIALS BEFORE COMMENCEMENT OF SYSTEM INSTALLATION. CHANGES OR MODIFICATIONS TO PIPING OR DESIGN IS NOT TO BE PERFORMED WITHOUT EXPRESSED WRITTEN PERMISSION BY NAVIEN, INC.

COMPONENTS SHOWN:
6 – NPE-240A2 OR S2 MODEL TANKLESS
2 – #30019041A 3 UNIT SIDE-BY-SIDE MANIFOLD KIT

RECIRCULATION PIPING & CONDENSATE DRAIN IS FIELD SUPPLIED



SYMBOL LEGEND		
 UNION	 PRESSURE RELIEF VALVE	 FULL-PORT VALVE
 CASCADE CABLE		

NPE-2 SERIES TANKLESS WATER HEATER		
NAVIEN READY-LINK MANIFOLD SYSTEM		
(6) UNITS SIDE-BY-SIDE READY-LINK MANIFOLD KIT		
WALL MOUNT		
DRAWN BY: S. STOEKE	NPE-2-RDYLKSYS-6UW-SbyS	FEBRUARY 9, 2023