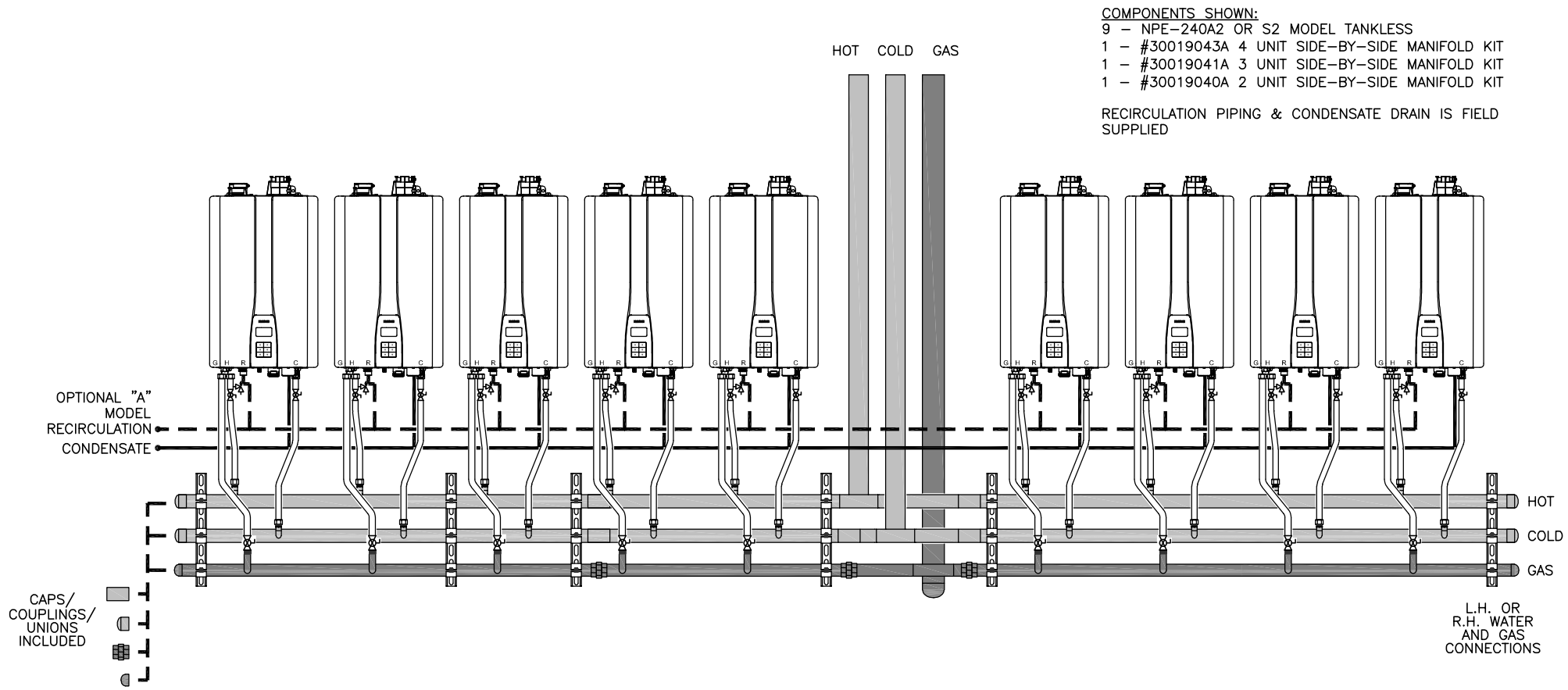


THIS DRAWING IS INTENDED ONLY AS A GUIDE AND NOT AS A REPLACEMENT FOR PROFESSIONALLY ENGINEERED PROJECT DRAWINGS. THIS CONCEPT SYSTEM DRAWING DOES NOT IMPLY COMPLIANCE WITH LOCAL BUILDING CODES. ACTUAL INSTALLATION MAY VARY DEPENDING ON INSTALLATION LOCATION AND PARAMETERS AND IT MUST BE DONE IN ACCORDANCE TO ALL LOCAL BUILDING CODES. VERIFY WITH LOCAL BUILDINGS OFFICIALS BEFORE COMMENCEMENT OF SYSTEM INSTALLATION. CHANGES OR MODIFICATIONS TO PIPING OR DESIGN IS NOT TO BE PERFORMED WITHOUT EXPRESSED WRITTEN PERMISSION BY NAVIEN, INC.







- COMPONENTS SHOWN:
- 9 - NPE-240A2 OR S2 MODEL TANKLESS
  - 1 - #30019043A 4 UNIT SIDE-BY-SIDE MANIFOLD KIT
  - 1 - #30019041A 3 UNIT SIDE-BY-SIDE MANIFOLD KIT
  - 1 - #30019040A 2 UNIT SIDE-BY-SIDE MANIFOLD KIT

RECIRCULATION PIPING & CONDENSATE DRAIN IS FIELD SUPPLIED



20 GOODYEAR  
IRVINE, CA 92618  
800-519-8794  
www.navieninc.com

|  |           |                        |
|--|-----------|------------------------|
| NPE-2 SERIES TANKLESS WATER HEATER             |           |                        |
| NAVIEN READY-LINK MANIFOLD SYSTEM              |           |                        |
| (9) UNITS SIDE-BY-SIDE READY-LINK MANIFOLD KIT |           |                        |
| WALL MOUNT                                     |           |                        |
| DRAWN BY:                                      | S. STOEKE | NPE-2-RDYLSYS-9UW-SbyS |
|  |           | JANUARY 6, 2023        |

| SYMBOL LEGEND   |   |   |  |
|---|---|---|--|
|  UNION         |  PRESSURE RELIEF VALVE |  FULL-PORT VALVE |  |
|  CASCADE CABLE |   |   |  |
|   |   |   |  |