

navien

Quick Facts

NAS Series



Air Handler

Product Features



Multi-position for flexible installation.



5-20kW field installed electric heat kits.



Variable speed and standard ECM versions.



Slide-out blower assembly for easy maintenance.

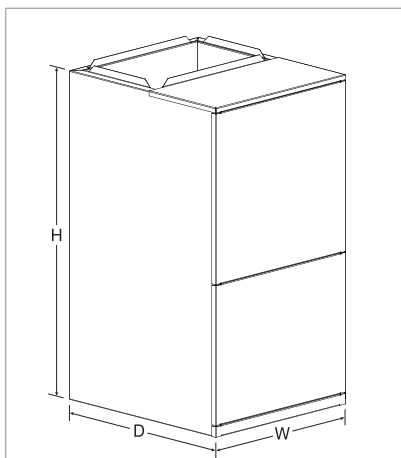


Corrosion-resistant aluminum DX refrigerant coil.



Corrosion- and heat-resistant polymer drain pans.

Dimensions



Model	Height in (mm)	Depth in (mm)	Width in (mm)
NASS24B NASV24B	43 (1092)	21 (533)	17.5 (444)
NASS36C NASV36C	48 (1219)	21 (533)	21 (533)
NASS48D NASV48D	58.8 (1494)	21.75 (552)	24.5 (622)
NASS59D NASV59D	58.8 (1494)	21.75 (552)	24.5 (622)

Warranty

Application	Residential	
	Standard	Registered
Parts	5 years	10 years
Labor	90 days	90 days



Navien's warranty (which may be changed without prior notice) is subject to the terms and conditions found at www.navieninc.com/warranties.

NAS Air Handler: The Inside Story



*Style varies with model family.

Specifications

Items	Model Number			
NASS (SECM) Constant Torque	NASS24B	NASS36C	NASS48D	NASS59D
NASV (VSD) Constant CFM	NASV24B	NASV36C	NASV48D	NASV59D
Nominal capacity	2 ton	3 ton	4 ton	5 ton
Dimensions W x H x D, in (mm)	17.5 x 43 x 21 (444 x 1092 x 533)	21 x 48 x 21 (533 x 1219 x 533)	24.5 x 58.8 x 21.75 (622 x 1494 x 552)	24.5 x 58.8 x 21.75 (622 x 1494 x 552)
Refrigerant	R-454B			
Tube material	Aluminum			
Tube type	Rifled			
Fin material	Aluminum			
Fin type	Lanced			
Certifications	 			

Navien reserves the right to change specifications at any time without prior notice.
Please refer to www.navieninc.com to verify you have the most current information.

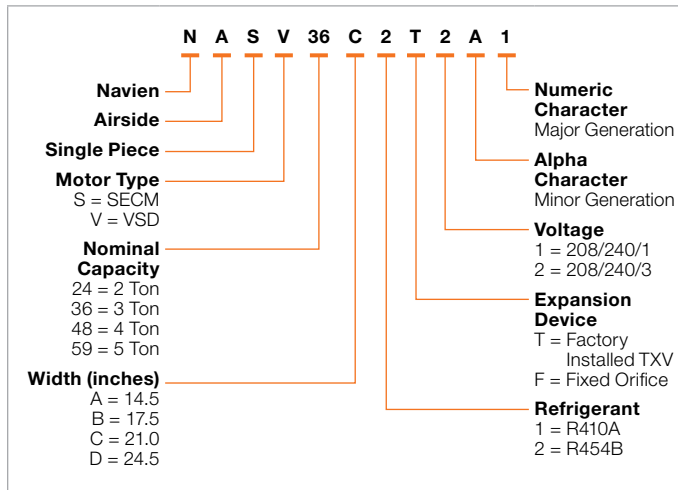
Electrical & Physical Data

Model	Volts/Hz/ Phase	Maximum Electric Heat Available (kW)	Transformer Size & Type	Refrigerant Connection (IDS)		Weight (lbs)	
				Suction (in)	Liquid (in)	Unit	Shipping
NASS24B2T2A1	208-230/60/1	10	40 Va, Class 2	3/4	3/8	105	115
NASV24B2T2A1	208-230/60/1	10	40 Va, Class 2	3/4	3/8	106	116
NASS36C2T2A1	208-230/60/1	15	40 Va, Class 2	3/4	3/8	120	131
NASV36C2T2A1	208-230/60/1	15	40 Va, Class 2	3/4	3/8	121	132
NASS48D2T2A1	208-230/60/1	20	40 Va, Class 2	7/8	3/8	167	179
NASV48D2T2A1	208-230/60/1	20	40 Va, Class 2	7/8	3/8	168	180
NASS59D2T2A1	208-230/60/1	20	40 Va, Class 2	7/8	3/8	169	181
NASV59D2T2A1	208-230/60/1	20	40 Va, Class 2	7/8	3/8	170	182

Note: Weights listed are unit weights with packaging.



Model Number Guide



Electrical Heat Kits with Circuit Breaker

Size (kW)	Where Used	Maximum Overcurrent Protection (Amps)	Model
0	NASS24B/NASV24B	15	N/A
5	NASS24B/NASV24B	35	NEHV05B
8	NASS24B/NASV24B	50	NEHV08B
10	NASS24B/NASV24B	60	NEHV10B
0	NASS36C/NASV36C	15	N/A
5	NASS36C/NASV36C	35	NEHV05C
8	NASS36C/NASV36C	50	NEHV08C
10	NASS36C/NASV36C	60	NEHV10C
15	NASS36C/NASV36C	90	NEHV15C
0	NASS48&59D/NASV48&59D	15	N/A
5	NASS48&59D/NASV48&59D	35	NEHV05D
8	NASS48&59D/NASV48&59D	50	NEHV08D
10	NASS48&59D/NASV48&59D	60	NEHV10D
15	NASS48&59D/NASV48&59D	90	NEHV15D
20	NASS48&59D/NASV48&59D	120	NEHV20D

Accessories

Air Handler Model Number	Filter Rack Model Number	Downflow Kit Model Number
NASS24B/NASV24B	NAHFBB	NAHDFB
NASS36C/NASV36C	NAHFBC	NAHDFC
NASS48&59D/NASV48&59D	NAHFBD	NAHDFD

Clearances

Model	Top (in)	Back (in)	Sides (in)	Front of Furnace		Duct (in)
				Alcove (in)	Closet (in)	
NASV/NASS	0	0	0	30	6	0

Navien reserves the right to change specifications at any time without prior notice.
Please refer to www.navieninc.com to verify you have the most current information.

We are @Navieninc everywhere



Navien, Inc. navieninc.com 800-519-8794
20 Goodyear, Irvine, CA 92618

Navien Canada, Inc. navieninc.ca 800-519-8794
555 Hanlan Rd., Unit 7, Vaughan, ON L4L 4R8

