

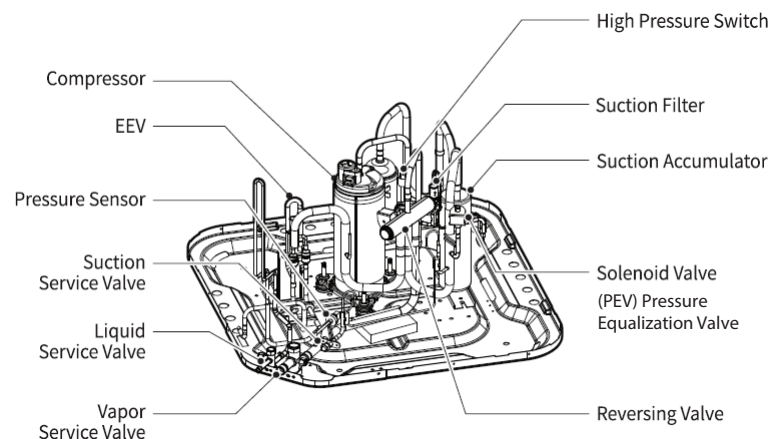
- Rated according to applicable U.S. Dept. of Energy (DOE) test procedures
- Certified design according to the latest edition of **UL 60335-2-40**
- Up to **19.5 SEER2, 9.3 HSPF2**
- **Electronic Expansion Valve (EEV)**
- **Variable speed compressor** with Intelligent capacity matching **inverter control**
- Compressor sound blanket
- **Bluetooth** module setup, diagnostics, and charging
- Designed and approved for **R454B** refrigerant
- **Lineset** installation up to 100 ft
- Front seated **service valves**
- **Filter drier included** (field installed)
- **Crankcase heater**
- Sound level as low as **56 dBA** (in low speed)
- Compatible with 24V thermostats
- Dual Fuel compatible
- **Gold Fin** corrosion-resistant coil coating
- Durable **powder coated** finish
- 4-individual **extruded louver** coil access panels for quick, easy cleaning
- **Navien Limited Warranty** - 10 year Parts / 90 days Labor (product must be registered)



NOMENCLATURE

MODEL NUMBER NOMENCLATURE										
	N	A	Z	17	V	36	2	2	A	1
	I	II	III	IV	V	VI	VII	VIII	IX	X
I	Brand N = Navien									
II	Business Unit A = Air									
III	Product Z = Conventional Heat Pump									
IV	Nominal Efficiency 17 = 17 SEER2									
V	Type V = Variable Capacity									
VI	Nominal Capacity 36 = 36,000 Btu/h 60 = 60,000 Btu/h									
VII	Refrigerant 1 = R410A 2 = R454B									
VIII	Electrical 2 = 208/230v, 1PH									
IX	Major Revision Level									
X	Minor Revision Level									

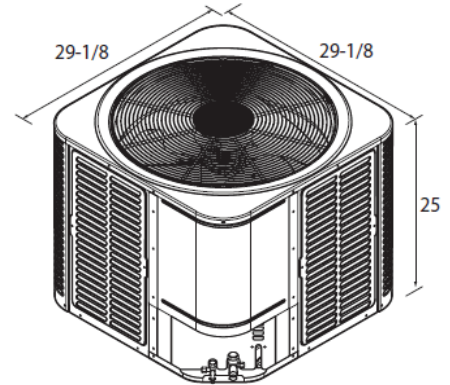
COMPONENTS



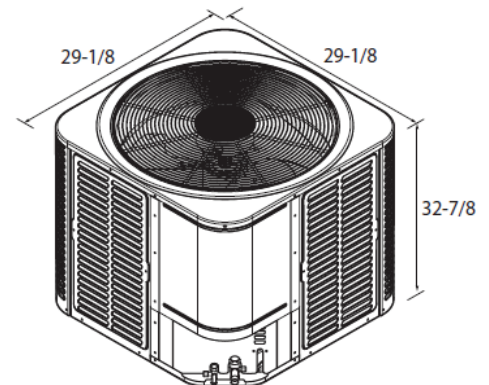
SPECIFICATIONS/DIMENSIONS

Model		NAZ17V36	NAZ17V60
Electrical Data	Voltage (V) – Phase (Ph) – Hertz (Hz)	230 – 1 – 60	
	Minimum Circuit Ampacity (A)	20	30
	Max. Overcurrent Protection (A)	30	45
	Min / Max Volts (V)	187 / 253	
Compressor	Compressor Type	Rotary	
	Compressor Hz	18-100	
	Rated Current (RLA) (A)	13.9	22
	LRA	52	58.1
Fan Motor	Fan Motor Power Supply	DC	
	Fan Motor RLA (A)	1/7	2/7
	Fan Motor Maximum Speed (rpm)	1100	
	Fan Motor FLA (A)	1.1	1.2
Coil	Coil Number of Rows	2	
	Tube Outside Diameter (inch)	9/32	
	Tube Pitch x Row Pitch (inch)	0.53 x 0.83	
Unit	Unit Dimension (WxDxH) (inch)	29-1/8 x 29-1/8 x 25	29-1/8 x 29-1/8 x 32-7/8
	Unit Dimension (WxDxH) (cm)	74 x 74 x 63.5	74 x 74 x 83.5
	Unit Packing (WxDxH) (inch)	29-7/8 x 29-7/8 x 29-3/8	29-7/8 x 29-7/8 x 37-1/4
	Unit Packing (WxDxH) (cm)	76 x 76 x 74.5	76 x 76 x 94.5
	Net / Gross Weight (lbs)	142 / 171	190 / 218
	Net / Gross Weight (kg)	64 / 78	86 / 99
Refrigerant System	Refrigerant	R454B	
	Liquid Line (in (mm))	3/8 (9.5)	
	Vapor Line, (in (mm))	3/4 (19)	7/8 (22)
	Factory Charge, (oz (kg))	116.4 (3.3)	155.2
	Expansion Valve (for Heating)	EEV	
Operating Temperature	Cooling Mode (°F (°C))	5 ~ 124 (-15 ~ 51.2)	
	Heating Mode (°F (°C))	-4 ~ 75 (-20 ~ 23.9)	

NAZ-17V36



NAZ-17V60



Note: Maximum allowable lineset length is 100 ft
Maximum allowable vertical lift length is 50 ft

SOUND POWER DATA

Capacity	Mode	Sound Power Level [dBA]	Full octave sound power level [dBA]						
			Center frequency [Hz]						
		Lw (Ahri 270 125~8000Hz)	125	250	500	1000	2000	4000	8000
3 Ton	Low	61	48	50.9	50.7	44.1	35.8	38.1	35.6
	High	81	64	70.3	70.4	67.7	62.1	58.7	52.5
5 Ton	Low	61	48.5	50.9	51.9	45.7	38.4	39.1	35.9
	High	82	68.6	67.4	71	66.2	61.9	56.3	49.6

NOTE: Tested by a 3rd party laboratory in accordance with AHRI Standard 270-2015 (not listed in AHRI)

AHRI 210/240 Performance Data

Indoor System Type	Nominal Ton	AHRI Ref. #	Heat Pump Model No.	Indoor Unit Model No.	Furnace Model No.	Cooling Capacity (95°F), BTU/h	Heating Capacity (47°F), BTU/h	Heating Capacity (17°F), BTU/h	Heating Capacity (5°F), BTU/h	Heating COP ¹ (5°F)	EER ²	SEER ³	HSPF ⁴
Constant Torque Air Handler	2T	217605445	NAZ17V3622A1	NASS24B2TA1	-	22600	23600	17500	18500	2.00	12.00	17.00	8.75
	3T	217605446	NAZ17V3622A1	NASS36C2TA1	-	32200	32600	23600	23600	2.00	11.10	16.60	8.60
	4T	217605211	NAZ17V6022A1	NASS48D2TA1	-	44000	44000	42500	35400	2.00	11.10	17.30	8.60
	5T	217605212	NAZ17V6022A1	NASS59D2TA1	-	54000	56000	45000	41000	2.00	9.85	16.30	8.50
Variable Speed Air Handler	2T	217047510	NAZ17V3622A1	NASV24B2TA1	-	23400	25000	20000	20000	2.00	12.40	18.00	8.75
	3T	217047511	NAZ17V3622A1	NASV36C2TA1	-	34400	36000	25600	25000	2.10	11.70	19.50	8.75
	4T	217047512	NAZ17V6022A1	NASV48D2TA1	-	46500	45000	44000	36400	2.10	11.40	18.00	9.30
	5T	217047513	NAZ17V6022A1	NASV59D2TA1	-	56000	56000	47500	42500	2.10	10.45	18.50	9.10
NPF Furnace + Cased Coil	2T	217598480	NAZ17V3622A1	NAM24B2TA1	NPF700-060U3BH	22800	24800	20000	20000	2.05	11.70	16.60	8.75
	2T	217598482	NAZ17V3622A1	NAM24B2TA1	NPF700-060H3BH	22000	24400	20000	20000	2.00	11.40	16.30	8.75
	2T	218088732	NAZ17V3622A1	NAM24B2TA1	NPF700-060D3BH	22600	23600	18800	19600	1.90	12.00	16.80	8.70
	2T	217598486	NAZ17V3622A1	NAM24B2TA1	NPF700-080U3BH	22800	24800	20000	20000	2.05	11.70	16.60	8.75
	2T	217598484	NAZ17V3622A1	NAM24B2TA1	NPF700-080H3BH	22000	24400	20000	20000	2.00	11.40	16.30	8.75
	2T	218088735	NAZ17V3622A1	NAM24B2TA1	NPF700-080D3BH	22600	23600	18800	19600	1.90	12.00	16.80	8.70
	3T	217598481	NAZ17V3622A1	NAM36B2TA1	NPF700-060U3BH	33000	35400	26000	25000	2.05	10.60	16.00	8.55
	3T	217598483	NAZ17V3622A1	NAM36B2TA1	NPF700-060H3BH	33000	36000	26000	25000	2.00	10.30	15.10	8.55
	3T	218088733	NAZ17V3622A1	NAM36B2TA1	NPF700-060D3BH	31200	34200	24600	23800	1.80	10.30	15.20	8.40
	3T	217598487	NAZ17V3622A1	NAM36B2TA1	NPF700-080U3BH	33000	35400	26000	25000	2.05	10.60	16.00	8.55
	3T	217598485	NAZ17V3622A1	NAM36B2TA1	NPF700-080H3BH	33000	36000	26000	25000	2.00	10.30	14.30	8.00
	3T	218088736	NAZ17V3622A1	NAM36B2TA1	NPF700-080D3BH	31200	34200	24600	23800	1.80	10.30	15.20	8.40
	3T	217895758	NAZ17V3622A1	NAM36C2TA1	NPF700-060U3BH	31400	34200	26000	24600	2.00	10.10	15.40	8.50
	3T	217895761	NAZ17V3622A1	NAM36C2TA1	NPF700-060H3BH	30600	34500	25400	24600	2.00	9.90	15.00	8.50
	3T	218088734	NAZ17V3622A1	NAM36C2TA1	NPF700-060D3BH	31000	33600	24600	23600	1.90	10.30	15.50	8.40
	3T	217895759	NAZ17V3622A1	NAM36C2TA1	NPF700-080U3BH	31400	34200	26000	24600	2.00	10.10	15.40	8.50
	3T	217895762	NAZ17V3622A1	NAM36C2TA1	NPF700-080H3BH	30600	34500	25400	24600	2.00	9.90	15.00	8.50
	3T	218088737	NAZ17V3622A1	NAM36C2TA1	NPF700-080D3BH	31000	33600	24600	23600	1.90	10.30	15.50	8.40
	3T	218066415	NAZ17V3622A1	NAM36C2TA1	NPF700-100U5CH	31400	33600	26000	24600	2.00	10.10	15.40	8.50
	3T	218066416	NAZ17V3622A1	NAM36C2TA1	NPF700-100H5CH	30600	33600	25400	24600	2.00	9.90	15.00	8.50
	3T	218126323	NAZ17V3622A1	NAM36C2TA1	NPF700-100D5CH	31000	33600	24600	23600	1.90	10.30	15.50	8.40
	4T	217598490	NAZ17V6022A1	NAM48C2TA1	NPF700-100U5CH	46500	47500	45000	37000	2.10	10.50	15.40	9.30
	4T	217598488	NAZ17V6022A1	NAM48C2TA1	NPF700-100H5CH	43000	47500	45000	37000	2.10	9.85	14.30	9.30
	4T	218088738	NAZ17V6022A1	NAM48C2TA1	NPF700-100D5CH	43000	45000	41000	34600	1.90	10.00	15.50	8.50
	5T	217598491	NAZ17V6022A1	NAM59C2TA1	NPF700-100U5CH	55500	55500	48500	43000	2.00	9.60	15.40	9.10
	5T	217598489	NAZ17V6022A1	NAM59C2TA1	NPF700-100H5CH	51500	56000	48000	43000	2.00	9.10	14.30	8.50
	5T	218088739	NAZ17V6022A1	NAM59C2TA1	NPF700-100D5CH	50000	53500	41000	34600	1.90	9.00	14.90	8.50
	5T	217895760	NAZ17V6022A1	NAM59D2TA1	NPF700-100U5CH	51500	55500	46500	41500	2.00	9.00	14.50	8.50
5T	217895763	NAZ17V6022A1	NAM59D2TA1	NPF700-100H5CH	51500	55500	46000	41500	2.00	8.90	14.50	8.50	
5T	218088740	NAZ17V6022A1	NAM59D2TA1	NPF700-100D5CH	50500	54000	47000	41500	1.80	9.10	14.80	8.50	

Performance data subject to change. Check www.ahridirectory.org for latest information.

¹ Coefficient of Performance; Certified per AHRI 210/240

² Seasonal Energy Efficiency Ratio; Certified per AHRI 210/240

³ Energy Efficiency Ratio; Certified per AHRI 210/240

⁴ HSPF = Heating Seasonal Performance Factor; Certified per AHRI 210/240

EXTENDED RANGE COOL CAPACITIES

NAZ17V3622A1+NASV24B2T2A1 (2 Ton Cooling) NORMAL Mode

ID Airflow (SCFM)	OD DB (°F)	ID WB (°F) ID DB (°F)	59				63				67				71				
			70	75	80	85	70	75	80	85	70	75	80	85	70	75	80	85	
520	65	TC	17.2	17.3	17.5	17.7	17.6	17.8	18.0	18.2	19.1	19.3	19.0	19.2	-	22.6	22.9	23.3	
		S/T	0.7	0.7	0.8	0.9	0.6	0.7	0.7	0.7	0.5	0.5	0.6	0.6	-	0.4	0.5	0.5	
		kW	0.9	0.9	0.9	0.9	0.9	0.9	0.9	0.9	0.9	1.0	1.0	1.0	1.0	-	1.2	1.2	1.2
	75	TC	16.5	16.7	16.9	17.1	17.0	17.2	17.3	17.5	18.5	18.6	18.7	18.8	-	22.7	23.1	23.3	
		S/T	0.6	0.7	0.8	0.9	0.6	0.6	0.7	0.8	0.5	0.5	0.6	0.6	-	0.4	0.4	0.5	
		kW	1.0	1.0	1.0	1.0	1.0	1.1	1.1	1.1	1.1	1.1	1.1	1.1	-	1.4	1.5	1.5	
	85	TC	15.8	15.9	16.1	16.3	16.2	16.5	16.8	17.1	18.1	18.3	18.5	18.6	-	22.8	23.0	23.2	
		S/T	0.6	0.7	0.8	0.9	0.6	0.6	0.7	0.8	0.5	0.5	0.6	0.6	-	0.4	0.4	0.5	
		kW	1.2	1.2	1.2	1.2	1.2	1.2	1.2	1.2	1.3	1.3	1.3	1.3	-	1.6	1.6	1.6	
	95	TC	15.9	16.2	16.3	16.6	16.7	17.2	17.3	17.5	17.8	18.0	18.2	18.5	-	22.7	22.9	23.3	
		S/T	0.6	0.7	0.8	0.8	0.5	0.6	0.7	0.7	0.5	0.5	0.6	0.6	-	0.4	0.4	0.4	
		kW	1.4	1.4	1.4	1.4	1.5	1.5	1.5	1.5	1.5	1.5	1.6	1.6	-	1.9	1.9	2.0	
	105	TC	15.6	15.8	15.9	16.0	15.9	16.2	16.4	16.6	16.2	16.3	17.1	17.3	-	23.4	23.7	23.8	
		S/T	0.6	0.7	0.7	0.8	0.5	0.6	0.6	0.6	0.7	0.4	0.5	0.6	0.7	-	0.3	0.4	0.4
		kW	1.7	1.7	1.7	1.7	1.7	1.7	1.7	1.7	1.8	1.7	1.7	1.8	-	2.3	2.4	2.4	
	115	TC	14.9	15.0	15.2	15.3	15.2	15.4	15.5	15.7	15.3	15.5	15.7	15.9	-	17.5	17.7	17.8	
		S/T	0.5	0.6	0.7	0.7	0.4	0.5	0.6	0.7	0.4	0.4	0.5	0.6	-	0.3	0.4	0.4	
		kW	1.9	1.9	1.9	1.9	1.9	1.9	1.9	1.9	2.0	1.9	1.9	1.9	-	2.1	2.1	2.1	
620	65	TC	19.8	20.1	20.3	20.5	20.4	20.6	20.8	21.1	22.2	22.4	22.1	22.3	-	26.3	26.7	27.2	
		S/T	0.7	0.8	0.9	1.0	0.6	0.7	0.8	0.9	0.5	0.5	0.6	0.7	-	0.4	0.5	0.6	
		kW	1.1	1.1	1.1	1.1	1.1	1.1	1.1	1.1	1.1	1.1	1.1	1.1	-	1.3	1.4	1.4	
	75	TC	19.1	19.3	19.5	19.7	19.6	19.8	20.1	20.3	21.4	21.6	21.7	21.8	-	26.5	26.9	27.2	
		S/T	0.7	0.8	0.9	1.0	0.6	0.7	0.8	0.9	0.5	0.5	0.6	0.7	-	0.4	0.5	0.6	
		kW	1.2	1.2	1.2	1.2	1.2	1.2	1.2	1.2	1.3	1.3	1.3	1.3	-	1.7	1.7	1.7	
	85	TC	18.8	19.0	19.2	19.5	19.3	19.7	20.0	20.3	21.6	21.8	22.0	22.1	-	27.2	27.5	27.7	
		S/T	0.7	0.8	0.9	1.0	0.6	0.7	0.8	0.9	0.5	0.5	0.6	0.7	-	0.4	0.5	0.6	
		kW	1.4	1.4	1.4	1.4	1.4	1.4	1.4	1.4	1.5	1.5	1.5	1.5	-	1.9	1.9	1.9	
	95	TC	19.0	19.3	19.5	19.8	19.9	20.5	20.7	20.9	21.2	21.5	21.7	22.0	-	27.1	27.3	27.8	
		S/T	0.7	0.9	1.0	1.0	0.6	0.7	0.8	0.9	0.5	0.6	0.7	0.8	-	0.4	0.5	0.6	
		kW	1.7	1.7	1.7	1.7	1.7	1.8	1.8	1.8	1.8	1.8	1.8	1.8	-	2.3	2.3	2.3	
	105	TC	18.6	18.8	19.0	19.1	19.0	19.3	19.6	19.8	19.3	19.5	20.3	20.7	-	27.9	28.2	28.3	
		S/T	0.8	0.9	1.0	1.0	0.6	0.7	0.8	0.9	0.5	0.6	0.7	0.8	-	0.4	0.5	0.7	
		kW	2.0	2.0	2.0	2.0	2.0	2.1	2.1	2.1	2.0	2.0	2.1	2.1	-	2.8	2.8	2.8	
	115	TC	17.7	17.9	18.1	18.3	18.2	18.3	18.5	18.7	18.3	18.4	18.7	19.0	-	20.9	21.1	21.3	
		S/T	0.8	0.9	1.0	1.0	0.6	0.7	0.9	0.9	0.5	0.6	0.8	0.9	-	0.4	0.6	0.7	
		kW	2.3	2.3	2.2	2.2	2.3	2.3	2.3	2.3	2.2	2.2	2.2	2.3	-	2.5	2.5	2.5	
725	65	TC	22.0	22.3	22.8	23.1	22.7	23.0	23.2	23.5	24.3	24.5	24.7	25.0	-	29.4	29.7	30.0	
		S/T	0.7	0.9	1.0	1.0	0.6	0.7	0.8	1.0	0.5	0.6	0.7	0.8	-	0.4	0.5	0.7	
		kW	1.2	1.2	1.2	1.2	1.2	1.3	1.3	1.3	1.3	1.3	1.3	1.3	-	1.7	1.7	1.7	
	75	TC	21.6	22.1	22.6	22.8	22.5	22.7	23.0	23.2	24.1	24.4	24.5	24.5	-	29.4	29.7	30.0	
		S/T	0.8	0.9	1.0	1.0	0.6	0.7	0.8	1.0	0.5	0.6	0.7	0.8	-	0.4	0.6	0.7	
		kW	1.4	1.5	1.5	1.5	1.5	1.5	1.5	1.5	1.5	1.5	1.5	1.5	-	1.9	1.9	1.9	
	85	TC	21.5	21.9	22.4	22.7	22.3	22.7	22.9	23.2	24.1	24.2	24.4	24.5	-	29.1	29.4	29.6	
		S/T	0.8	0.9	1.0	1.0	0.6	0.7	0.9	1.0	0.5	0.6	0.7	0.8	-	0.4	0.6	0.7	
		kW	1.9	1.9	1.9	1.9	1.9	1.9	1.9	1.9	2.0	2.0	2.0	2.0	-	2.5	2.6	2.6	
	95	TC	21.3	21.8	22.3	22.4	22.2	22.5	22.7	23.1	23.7	23.9	24.2	24.4	-	28.9	29.1	29.3	
		S/T	0.8	0.9	1.0	1.0	0.6	0.7	0.9	1.0	0.4	0.6	0.7	0.9	-	0.4	0.6	0.7	
		kW	1.8	1.9	1.9	1.9	1.9	1.9	1.9	1.9	2.0	2.0	2.0	2.0	-	2.5	2.5	2.5	
	105	TC	19.7	19.9	20.2	20.5	21.4	21.8	22.1	22.4	22.8	22.9	23.1	23.4	-	27.5	27.7	27.9	
		S/T	0.8	1.0	1.0	1.0	0.6	0.8	0.9	1.0	0.5	0.6	0.7	0.9	-	0.4	0.6	0.7	
		kW	2.2	2.2	2.2	2.2	2.2	2.3	2.3	2.3	2.3	2.3	2.3	2.4	-	2.9	2.9	2.9	
	115	TC	19.4	19.7	19.9	20.2	21.1	21.4	21.8	22.1	22.5	22.7	22.8	23.1	-	27.2	27.4	27.6	
		S/T	0.9	1.0	1.0	1.0	0.7	0.9	1.0	1.0	0.4	0.6	0.7	0.8	-	0.4	0.6	0.7	
		kW	2.5	2.6	2.6	2.6	2.6	2.6	2.7	2.7	2.7	2.7	2.8	2.8	-	3.3	3.3	3.3	
920	65	TC	23.9	24.1	24.3	24.4	24.4	24.5	24.7	24.9	25.9	26.1	25.8	26.0	-	29.4	29.7	30.1	
		S/T	0.8	0.9	1.0	1.0	0.6	0.7	0.9	1.0	0.5	0.6	0.7	0.8	-	0.4	0.5	0.7	
		kW	1.5	1.5	1.5	1.5	1.5	1.5	1.5	1.5	1.5	1.5	1.5	1.5	-	1.9	1.9	1.9	
	75	TC	23.2	23.4	23.6	23.8	23.7	23.9	24.1	24.3	25.2	25.4	25.5	25.6	-	29.6	29.9	30.1	
		S/T	0.8	0.9	1.0	1.0	0.6	0.7	0.9	1.0	0.5	0.6	0.7	0.8	-	0.4	0.6	0.7	
		kW	1.7	1.7	1.6	1.6	1.7	1.7	1.7	1.7	1.7	1.7	1.7	1.7	-	2.1	2.1	2.1	
	85	TC	22.5	22.7	22.8	23.0	22.9	23.2	23.5	23.8	24.8	25.0	25.2	25.3	-	29.6	29.8	30.0	
		S/T	0.7	0.9	1.0	1.0	0.6	0.7	0.9	1.0	0.4	0.6	0.7	0.9	-	0.4	0.6	0.7	
		kW	1.8	1.8	1.8	1.7	1.8	1.8	1.8	1.8	1.8	1.9	1.9	1.9	-	2.3	2.3	2.4	
	95	TC	22.8	23.1	23.2	23.5	23.6	24.1	24.3	24.4	24.5	24.7	24.9	25.2	-	29.6	29.7	30.1	
		S/T	0.8	0.9	1.0	1.0	0.6	0.8	0.9	1.0	0.4	0.6	0.7	0.9	-	0.4	0.6	0.7	
		kW	2.1	2.1	2.1	2.1	2.1	2.2	2.2	2.2	2.2	2.2	2.2	2.2	-	2.8	2.8	2.8	
	105	TC	22.3	22.5	22.7	22.7	22.7	22.9	23.1	23.3	22.8	23.0	23.2	23.5	-	29.6	29.9	30.0	
		S/T	0.8	1.0	1.0	1.0	0.6	0.8	0.9	1.0	0.5	0.6	0.8	1.0	-	0.4	0.6	0.8	
		kW	2.5	2.5	2.5	2.5	2.5	2.5	2.6	2.6	2.5	2.5	2.5	2.5	-	3.2	3.2	3.2	
	115	TC	20.0	20.2	20.4	20.6	20.5	20.7	20.9	21.0	20.6	20.8	21.0	21.3	-	23.4	23.6	23.8	
		S/T	0.8	1.0	1.0	1.0	0.7	0.9	1.0	1.0	0.5	0.7	0.9	1.0	-	0.4	0.6	0.8	
		kW	2.6	2.7	2.7	2.7	2.7	2.7	2.7	2.7	2.7	2.6	2.6	2.7	-	2.8	2.8	2.8	

Note: TC - Total Capacity | S/T - Sensible Ratio | kW - ODU Power

EXTENDED RANGE COOL CAPACITIES

NAZ17V3622A1+NASV36C2T2A1 (3 Ton Cooling) NORMAL Mode

ID Airflow (SCFM)	OD DB (°F)	ID WB (°F) ID DB (°F)	59				63				67				71			
			70	75	80	85	70	75	80	85	70	75	80	85	70	75	80	85
910	65	TC	35.4	35.7	35.9	36.1	35.9	36.1	36.3	36.5	37.6	37.8	37.5	37.7	-	41.5	42.0	42.4
		S/T	0.7	0.8	0.9	1.0	0.6	0.7	0.8	0.9	0.5	0.5	0.6	0.7	-	0.4	0.5	0.6
		kW	2.1	2.1	2.1	2.1	2.1	2.1	2.1	2.1	2.1	2.1	2.1	2.1	-	2.6	2.7	2.7
	75	TC	34.8	35.0	35.2	35.4	35.1	35.3	35.5	35.8	36.8	37.0	37.1	37.3	-	41.8	42.2	42.4
		S/T	0.7	0.8	0.9	1.0	0.6	0.7	0.8	0.9	0.5	0.5	0.6	0.7	-	0.4	0.5	0.6
		kW	2.5	2.5	2.5	2.5	2.5	2.5	2.5	2.5	2.5	2.5	2.5	2.5	-	2.9	2.9	2.9
	85	TC	33.9	34.2	34.4	34.6	34.4	34.7	35.0	35.3	36.4	36.6	36.8	36.9	-	41.9	42.1	42.3
		S/T	0.7	0.8	0.9	1.0	0.6	0.7	0.8	0.9	0.5	0.5	0.6	0.7	-	0.4	0.5	0.6
		kW	2.6	2.6	2.6	2.6	2.6	2.6	2.6	2.7	2.6	2.7	2.7	2.7	-	3.2	3.2	3.2
	95	TC	32.5	33.0	33.2	33.5	34.2	34.7	34.9	35.1	36.1	36.3	36.5	36.8	-	41.8	42.0	42.4
		S/T	0.7	0.9	1.0	1.0	0.6	0.7	0.8	0.9	0.5	0.6	0.7	0.8	-	0.4	0.5	0.6
		kW	2.9	2.9	2.9	2.9	3.0	3.0	3.0	3.0	3.0	3.0	3.0	3.1	-	3.8	3.8	3.9
	105	TC	31.9	32.1	32.3	32.4	32.3	32.7	32.9	33.1	34.2	34.4	34.6	34.9	-	41.9	42.2	42.3
		S/T	0.8	0.9	1.0	1.0	0.6	0.7	0.8	0.9	0.5	0.6	0.7	0.8	-	0.4	0.5	0.7
		kW	3.6	3.6	3.6	3.5	3.8	3.8	3.8	3.8	4.0	4.0	4.0	4.0	-	4.5	4.6	4.6
	115	TC	28.9	29.1	29.3	29.5	29.4	29.7	29.9	30.1	31.2	31.4	31.7	32.0	-	34.4	34.6	34.8
		S/T	0.8	0.9	1.0	1.0	0.6	0.7	0.9	0.9	0.5	0.6	0.8	0.9	-	0.4	0.6	0.7
		kW	3.5	3.6	3.6	3.6	3.8	3.8	3.8	3.9	3.8	3.9	3.9	3.9	-	4.2	4.2	4.2
950	65	TC	32.7	32.9	33.1	33.3	33.2	33.3	33.5	33.7	34.7	34.9	34.6	34.8	-	38.2	38.6	39.0
		S/T	0.7	0.9	1.0	1.0	0.6	0.7	0.8	1.0	0.4	0.6	0.7	0.8	-	0.4	0.5	0.6
		kW	1.9	1.9	1.9	1.9	1.9	1.9	1.9	1.9	1.9	1.9	1.9	1.9	-	2.4	2.4	2.5
	75	TC	32.0	32.2	32.4	32.6	32.5	32.7	32.9	33.1	34.0	34.2	34.3	34.4	-	38.4	38.8	39.0
		S/T	0.8	0.9	1.0	1.0	0.6	0.7	0.8	1.0	0.5	0.6	0.7	0.8	-	0.4	0.6	0.7
		kW	2.3	2.3	2.3	2.3	2.3	2.3	2.3	2.3	2.3	2.3	2.3	2.3	-	2.6	2.7	2.7
	85	TC	31.4	31.5	31.7	31.9	31.8	32.1	32.4	32.7	33.6	33.8	34.0	34.1	-	38.5	38.7	38.9
		S/T	0.8	0.9	1.0	1.0	0.6	0.7	0.9	1.0	0.5	0.6	0.7	0.8	-	0.4	0.6	0.7
		kW	2.4	2.4	2.4	2.4	2.4	2.4	2.4	2.5	2.4	2.5	2.5	2.5	-	2.9	3.0	3.0
	95	TC	30.6	30.9	31.0	31.3	31.4	31.8	32.0	32.2	33.3	33.5	33.7	34.0	-	38.4	38.6	39.0
		S/T	0.8	0.9	1.0	1.0	0.6	0.7	0.9	1.0	0.4	0.6	0.7	0.9	-	0.4	0.6	0.7
		kW	2.7	2.7	2.7	2.7	2.7	2.8	2.8	2.8	2.8	2.8	2.8	2.8	-	3.5	3.5	3.5
	105	TC	29.6	29.8	30.0	30.1	30.0	30.3	30.5	30.7	31.6	31.8	32.0	32.3	-	38.5	38.8	38.9
		S/T	0.8	1.0	1.0	1.0	0.6	0.8	0.9	1.0	0.5	0.6	0.7	0.9	-	0.4	0.6	0.7
		kW	3.3	3.3	3.3	3.3	3.5	3.5	3.5	3.5	3.7	3.7	3.7	3.7	-	4.2	4.2	4.2
	115	TC	27.0	27.2	27.4	27.6	27.5	27.6	27.8	28.0	29.0	29.2	29.5	29.7	-	31.8	32.0	32.2
		S/T	0.9	1.0	1.0	1.0	0.7	0.9	1.0	1.0	0.4	0.6	0.7	0.8	-	0.4	0.6	0.7
		kW	3.3	3.3	3.3	3.3	3.3	3.3	3.3	3.3	3.5	3.5	3.5	3.5	-	3.8	3.8	3.8
1150	65	TC	35.6	35.8	36.0	36.2	36.1	36.3	36.5	36.7	37.7	37.9	37.7	37.9	-	26.2	26.4	26.7
		S/T	0.8	0.9	1.0	1.0	0.6	0.7	0.9	1.0	0.5	0.6	0.7	0.8	-	0.4	0.5	0.7
		kW	2.2	2.2	2.2	2.2	2.2	2.2	2.2	2.2	2.3	2.3	2.3	2.3	-	1.7	1.7	1.7
	75	TC	34.9	35.1	35.3	35.5	35.4	35.6	35.8	36.0	37.0	37.2	37.3	37.4	-	26.2	26.5	26.6
		S/T	0.8	0.9	1.0	1.0	0.6	0.7	0.9	1.0	0.5	0.6	0.7	0.8	-	0.4	0.6	0.7
		kW	2.4	2.4	2.4	2.4	2.4	2.4	2.5	2.5	2.5	2.5	2.5	2.5	-	1.8	1.8	1.8
	85	TC	34.1	34.3	34.5	34.7	34.6	34.9	35.2	35.5	36.5	36.7	36.9	37.0	-	26.2	26.4	26.5
		S/T	0.7	0.9	1.0	1.0	0.6	0.7	0.9	1.0	0.4	0.6	0.7	0.9	-	0.4	0.6	0.7
		kW	3.1	3.1	3.1	3.0	3.0	3.1	3.1	3.1	3.2	3.2	3.2	3.3	-	2.5	2.5	2.5
	95	TC	33.3	33.6	33.7	34.0	34.1	34.6	34.8	35.0	36.1	36.3	36.5	36.8	-	26.1	26.2	26.5
		S/T	0.8	0.9	1.0	1.0	0.6	0.8	0.9	1.0	0.4	0.6	0.7	0.9	-	0.4	0.6	0.7
		kW	3.0	3.0	3.0	3.0	3.0	3.0	3.0	3.1	3.2	3.2	3.2	3.2	-	2.4	2.5	2.5
	105	TC	32.1	32.3	32.5	32.6	32.5	32.8	33.0	33.2	34.3	34.5	34.7	35.0	-	26.2	26.4	26.4
		S/T	0.8	1.0	1.0	1.0	0.6	0.8	0.9	1.0	0.5	0.6	0.8	1.0	-	0.4	0.6	0.8
		kW	3.6	3.6	3.6	3.6	3.5	3.6	3.6	3.6	3.7	3.7	3.8	3.8	-	2.8	2.8	2.8
	115	TC	29.3	29.5	29.7	29.9	29.8	30.0	30.2	30.4	31.3	31.5	31.8	32.1	-	21.6	21.8	21.9
		S/T	0.8	1.0	1.0	1.0	0.7	0.9	1.0	1.0	0.5	0.7	0.9	1.0	-	0.4	0.6	0.8
		kW	3.6	3.6	3.6	3.6	3.5	3.5	3.5	3.5	3.8	3.8	3.8	3.8	-	2.6	2.6	2.6
1250	65	TC	36.1	36.3	36.5	36.7	36.6	36.8	37.0	37.2	38.2	38.4	38.3	38.5	-	42.1	42.5	42.9
		S/T	0.8	0.9	1.0	1.0	0.6	0.8	0.9	1.0	0.5	0.6	0.7	0.9	-	0.4	0.6	0.7
		kW	2.4	2.4	2.4	2.4	2.4	2.5	2.5	2.5	2.5	2.5	2.5	2.5	-	2.8	2.8	2.9
	75	TC	35.4	35.6	35.8	36.0	35.9	36.1	36.3	36.5	37.5	37.7	37.8	37.9	-	42.1	42.5	42.7
		S/T	0.8	0.9	1.0	1.0	0.6	0.8	0.9	1.0	0.4	0.6	0.7	0.9	-	0.4	0.6	0.7
		kW	2.5	2.5	2.5	2.5	2.5	2.5	2.5	2.5	2.5	2.5	2.5	2.5	-	3.1	3.2	3.2
	85	TC	34.5	34.7	34.9	35.1	35.0	35.3	35.6	35.9	37.0	37.2	37.4	37.5	-	42.1	42.3	42.5
		S/T	0.8	0.9	1.0	1.0	0.6	0.8	0.9	1.0	0.4	0.6	0.8	0.9	-	0.4	0.6	0.7
		kW	2.7	2.7	2.7	2.7	2.7	2.8	2.8	2.8	2.8	2.8	2.8	2.8	-	3.4	3.4	3.4
	95	TC	33.9	34.2	34.3	34.6	34.7	35.2	35.4	35.6	36.6	36.8	37.0	37.3	-	41.9	42.1	42.5
		S/T	0.8	0.9	1.0	1.0	0.6	0.8	1.0	1.0	0.5	0.6	0.8	0.9	-	0.4	0.6	0.7
		kW	3.2	3.2	3.2	3.2	3.3	3.3	3.3	3.3	3.3	3.4	3.4	3.3	-	4.0	4.0	4.0
	105	TC	32.5	32.7	32.9	33.0	32.9	33.2	33.4	33.6	34.8	35.0	35.1	35.4	-	41.9	42.2	42.3
		S/T	0.8	0.9	1.0	1.0	0.7	0.9	1.0	1.0	0.5	0.7	0.8	1.0	-	0.4	0.6	0.8
		kW	3.7	3.6	3.6	3.6	3.6	3.6	3.6	3.6	3.9	3.9	3.9	3.9	-	4.8	4.8	4.9
	115	TC	29.6	29.8	30.0	30.2	30.1	30.3	30.5	30.7	31.7	31.9	32.2	32.5	-	34.7	34.9	35.1
		S/T	0.9	1.0	1.0	1.0	0.7	0.9	1.0	1.0	0.5	0.7	0.8	1.0	-	0.5	0.7	0.9
		kW	3.6	3.6	3.6	3.6	3.5	3.5	3.5	3.5	3.8	3.8	3.8	3.8	-	4.1	4.1	4.1

Note: TC - Total Capacity | S/T - Sensible Ratio | kW - ODU Power

EXTENDED RANGE COOL CAPACITIES

NAZ17V6022A1+NASV48D2T2A1 (4 Ton Cooling) NORMAL Mode

ID Airflow (SCFM)	OD DB (°F)	ID WB (°F) ID DB (°F)	59				63				67				71			
			70	75	80	85	70	75	80	85	70	75	80	85	70	75	80	85
1260	65	TC	47.9	48.1	48.3	48.5	48.3	48.5	48.7	48.9	50.1	50.3	50.1	50.3	-	53.9	54.3	54.7
		S/T	0.7	0.8	0.9	1.0	0.5	0.7	0.8	0.9	0.5	0.5	0.6	0.7	-	0.4	0.5	0.6
		kW	2.7	2.7	2.7	2.7	2.7	2.7	2.7	2.7	2.7	2.7	2.7	2.7	-	3.1	3.2	3.2
	75	TC	47.4	47.6	47.8	48.0	47.8	48.0	48.2	48.4	49.4	49.6	49.7	49.8	-	54.0	54.4	54.6
		S/T	0.7	0.8	0.9	1.0	0.6	0.7	0.8	0.9	0.4	0.5	0.6	0.7	-	0.4	0.5	0.6
		kW	3.1	3.1	3.0	3.0	3.1	3.1	3.0	3.0	3.0	3.1	3.1	3.1	-	3.6	3.6	3.6
	85	TC	46.7	46.9	47.1	47.3	47.0	47.3	47.6	47.9	48.9	49.1	49.3	49.4	-	54.0	54.2	54.4
		S/T	0.7	0.8	0.9	1.0	0.6	0.7	0.8	0.9	0.5	0.5	0.6	0.7	-	0.4	0.5	0.6
		kW	3.5	3.5	3.4	3.4	3.4	3.4	3.5	3.5	3.5	3.5	3.5	3.5	-	4.0	4.1	4.1
	95	TC	46.9	47.2	47.3	47.6	47.5	48.0	48.2	48.4	48.5	48.7	48.9	49.2	-	53.8	54.0	54.4
		S/T	0.7	0.8	1.0	1.0	0.6	0.7	0.8	0.9	0.5	0.5	0.6	0.7	-	0.4	0.5	0.6
		kW	4.1	4.1	4.1	4.0	4.1	4.1	4.1	4.1	4.0	4.0	4.1	4.1	-	4.8	4.8	4.9
	105	TC	44.6	44.8	45.0	45.1	45.0	45.3	45.5	45.7	46.7	46.9	46.1	46.4	-	52.9	53.2	53.3
		S/T	0.7	0.9	1.0	1.0	0.6	0.7	0.8	0.9	0.4	0.6	0.7	0.8	-	0.4	0.5	0.6
		kW	4.8	4.8	4.9	4.8	4.8	4.8	4.8	4.8	4.8	4.8	4.7	4.7	-	5.3	5.4	5.4
	115	TC	39.3	39.5	39.7	39.9	39.8	40.0	40.2	40.4	41.4	41.6	41.9	42.2	-	44.5	44.7	44.9
		S/T	0.8	0.9	1.0	1.0	0.6	0.7	0.9	0.9	0.5	0.6	0.8	0.9	-	0.4	0.6	0.7
		kW	4.9	4.9	4.8	4.8	4.9	4.9	4.9	4.9	4.9	4.9	4.9	5.0	-	5.1	5.1	5.1
1430	65	TC	48.6	48.8	49.0	49.2	49.0	49.2	49.4	49.6	50.6	50.8	50.6	50.8	-	54.3	54.7	55.1
		S/T	0.7	0.9	1.0	1.0	0.6	0.7	0.8	0.9	0.4	0.6	0.7	0.8	-	0.4	0.5	0.6
		kW	2.9	2.9	2.9	2.9	2.9	2.9	2.9	2.9	2.9	2.9	2.9	2.9	-	3.3	3.4	3.4
	75	TC	47.9	48.1	48.3	48.5	48.3	48.5	48.7	48.9	49.9	50.1	50.2	50.3	-	54.4	54.8	55.0
		S/T	0.7	0.9	1.0	1.0	0.6	0.7	0.8	0.9	0.4	0.6	0.7	0.8	-	0.4	0.6	0.6
		kW	3.2	3.2	3.2	3.2	3.2	3.2	3.2	3.2	3.2	3.2	3.2	3.2	-	3.8	3.8	3.8
	85	TC	46.9	47.1	47.3	47.5	47.3	47.6	47.9	48.2	49.4	49.6	49.8	49.9	-	54.4	54.6	54.8
		S/T	0.8	0.9	1.0	1.0	0.6	0.7	0.8	1.0	0.4	0.6	0.7	0.8	-	0.4	0.6	0.7
		kW	3.6	3.6	3.5	3.5	3.5	3.6	3.5	3.5	3.6	3.6	3.6	3.6	-	4.3	4.3	4.4
	95	TC	46.4	46.6	46.7	47.0	47.1	47.6	47.8	48.0	49.0	49.2	49.4	49.7	-	54.2	54.4	54.8
		S/T	0.8	0.9	1.0	1.0	0.6	0.7	0.9	1.0	0.4	0.6	0.7	0.8	-	0.4	0.6	0.7
		kW	3.9	3.9	3.9	3.9	3.9	4.0	4.0	4.0	4.0	4.0	3.9	4.0	-	4.9	4.9	5.0
	105	TC	45.4	45.6	45.8	45.9	45.7	46.0	46.2	46.4	47.2	47.4	46.6	46.9	-	53.4	53.6	53.7
		S/T	0.8	1.0	1.0	1.0	0.6	0.8	0.9	1.0	0.5	0.6	0.7	0.9	-	0.4	0.6	0.7
		kW	4.9	4.9	4.9	4.9	4.8	4.9	4.9	4.9	4.8	4.8	4.8	4.8	-	5.4	5.4	5.4
	115	TC	40.4	40.6	40.8	41.0	40.8	41.0	41.2	41.4	42.4	42.6	42.9	43.2	-	45.4	45.6	45.8
		S/T	0.9	1.0	1.0	1.0	0.7	0.9	1.0	1.0	0.4	0.6	0.7	0.8	-	0.4	0.5	0.7
		kW	5.0	5.0	5.0	5.0	4.9	4.9	4.9	4.9	5.0	5.0	5.0	5.0	-	5.2	5.2	5.2
1600	65	TC	50.4	50.6	50.8	51.0	50.8	51.0	51.2	51.4	52.4	52.6	52.4	52.6	-	56.2	56.6	57.0
		S/T	0.8	0.9	1.0	1.0	0.6	0.7	0.9	1.0	0.4	0.6	0.7	0.8	-	0.4	0.5	0.6
		kW	3.2	3.2	3.2	3.2	3.2	3.2	3.2	3.2	3.2	3.2	3.2	3.2	-	3.8	3.8	3.7
	75	TC	49.7	49.9	50.1	50.3	50.1	50.3	50.5	50.7	51.7	51.9	52.0	52.1	-	56.3	56.7	56.9
		S/T	0.7	0.9	1.0	1.0	0.6	0.7	0.9	1.0	0.4	0.6	0.7	0.8	-	0.4	0.5	0.7
		kW	3.4	3.4	3.3	3.3	3.3	3.4	3.4	3.3	3.4	3.4	3.4	3.4	-	4.0	4.1	4.1
	85	TC	48.9	49.1	49.3	49.5	49.3	49.6	49.9	50.2	51.2	51.4	51.6	51.7	-	56.3	56.5	56.7
		S/T	0.7	0.9	1.0	1.0	0.6	0.7	0.9	1.0	0.4	0.6	0.7	0.9	-	0.4	0.6	0.7
		kW	3.8	3.8	3.8	3.8	3.8	3.8	3.8	3.8	3.8	3.8	3.8	3.8	-	4.6	4.6	4.6
	95	TC	48.5	48.8	48.9	49.1	49.0	49.3	49.6	49.9	50.8	51.0	51.2	51.5	-	56.1	56.3	56.7
		S/T	0.8	0.9	1.0	1.0	0.6	0.8	0.9	1.0	0.4	0.6	0.7	0.9	-	0.4	0.6	0.7
		kW	4.5	4.5	4.4	4.4	4.4	4.5	4.5	4.5	4.5	4.5	4.5	4.5	-	5.3	5.4	5.4
	105	TC	48.4	48.6	48.8	48.9	48.8	49.1	49.3	49.5	49.0	49.2	48.4	48.7	-	55.2	55.5	55.6
		S/T	0.8	0.9	1.0	1.0	0.6	0.8	0.9	1.0	0.4	0.6	0.8	1.0	-	0.4	0.6	0.8
		kW	5.2	5.2	5.2	5.2	5.2	5.2	5.2	5.2	5.0	5.0	4.9	4.9	-	5.5	5.5	5.6
	115	TC	43.3	43.5	43.7	43.9	43.8	44.0	44.2	44.4	43.9	44.1	44.4	44.7	-	46.9	47.1	47.3
		S/T	0.8	1.0	1.0	1.0	0.7	0.9	1.0	1.0	0.5	0.7	0.9	1.0	-	0.4	0.6	0.8
		kW	5.3	5.4	5.4	5.3	5.2	5.2	5.2	5.2	5.1	5.1	5.1	5.1	-	5.3	5.3	5.3
1800	65	TC	52.1	52.4	52.6	52.8	52.7	52.9	53.1	53.3	54.3	54.5	54.3	54.5	-	40.4	40.7	41.0
		S/T	0.8	0.9	1.0	1.0	0.6	0.7	0.9	1.0	0.4	0.6	0.7	0.9	-	0.4	0.6	0.7
		kW	3.2	3.2	3.2	3.1	3.2	3.2	3.2	3.2	3.2	3.2	3.2	3.2	-	2.6	2.7	2.7
	75	TC	51.4	51.6	51.8	52.0	51.9	52.1	52.4	52.6	53.6	53.8	53.9	54.0	-	40.5	40.8	40.9
		S/T	0.8	0.9	1.0	1.0	0.6	0.8	0.9	1.0	0.4	0.6	0.7	0.9	-	0.4	0.6	0.7
		kW	3.5	3.5	3.5	3.5	3.5	3.5	3.5	3.5	3.5	3.5	3.5	3.5	-	2.9	2.9	2.9
	85	TC	50.5	50.7	50.9	51.1	51.0	51.3	51.6	51.9	53.1	53.3	53.5	53.6	-	40.5	40.6	40.8
		S/T	0.8	0.9	1.0	1.0	0.6	0.8	0.9	1.0	0.4	0.6	0.8	0.9	-	0.4	0.6	0.7
		kW	4.0	4.0	4.0	3.9	4.0	4.0	4.0	4.0	4.0	4.0	4.0	4.0	-	3.3	3.3	3.3
	95	TC	50.1	50.4	50.5	50.8	50.6	51.1	51.3	51.5	52.7	52.9	53.1	53.4	-	40.4	40.5	40.8
		S/T	0.8	0.9	1.0	1.0	0.6	0.8	0.9	1.0	0.4	0.6	0.8	0.9	-	0.4	0.6	0.7
		kW	4.7	4.7	4.6	4.6	4.6	4.7	4.7	4.7	4.7	4.7	4.7	4.7	-	3.9	3.9	3.9
	105	TC	49.9	50.2	50.4	50.6	50.6	50.7	50.9	51.1	50.8	50.9	51.1	51.3	-	39.7	39.9	40.0
		S/T	0.8	0.9	1.0	1.0	0.7	0.9	1.0	1.0	0.5	0.7	0.8	1.0	-	0.4	0.6	0.8
		kW	5.4	5.4	5.4	5.3	5.3	5.3	5.3	5.3	5.4	5.1	5.2	5.2	-	3.9	3.9	3.9
	115	TC	44.6	44.9	45.1	45.4	45.5	45.7	45.9	46.1	45.4	45.6	45.9	46.2	-	33.6	33.8	33.9
		S/T	0.9	1.0	1.0	1.0	0.7	0.9	1.0	1.0	0.5	0.7	0.9	1.0	-	0.5	0.7	0.9
		kW	5.3	5.3	5.3	5.3	5.4	5.4	5.4	5.4	5.4	5.2	5.2	5.2	-	3.7	3.8	3.8

Note: TC - Total Capacity | S/T - Sensible Ratio | kW - ODU Power

EXTENDED RANGE COOL CAPACITIES

NAZ17V6022A1+NASV59D2T2A1 (5 Ton Cooling) NORMAL Mode

ID Airflow (SCFM)	OD DB (°F)	ID WB (°F) ID DB (°F)	59				63				67				71			
			70	75	80	85	70	75	80	85	70	75	80	85	70	75	80	85
1330	65	TC	54.7	54.9	55.1	55.3	55.0	55.2	55.4	55.6	58.0	58.2	58.0	58.2	-	61.7	62.1	62.5
		S/T	0.7	0.8	0.9	1.0	0.5	0.6	0.8	0.9	0.4	0.5	0.6	0.7	-	0.4	0.5	0.6
		kW	3.9	3.9	3.8	3.8	3.8	3.8	3.8	3.8	3.8	4.0	4.0	4.0	4.0	-	4.1	4.2
	75	TC	54.5	54.7	54.9	55.1	54.7	54.9	55.1	55.3	57.3	57.5	57.6	57.7	-	61.9	62.3	62.5
		S/T	0.7	0.8	0.9	1.0	0.5	0.7	0.8	0.9	0.4	0.5	0.6	0.7	-	0.4	0.5	0.6
		kW	4.1	4.1	4.1	4.0	4.0	4.0	4.0	4.0	4.2	4.2	4.2	4.2	-	4.4	4.5	4.5
	85	TC	53.7	53.9	54.1	54.3	53.9	54.2	54.5	54.8	56.9	57.1	57.3	57.4	-	61.9	62.1	62.3
		S/T	0.7	0.8	0.9	1.0	0.5	0.7	0.8	0.9	0.4	0.5	0.6	0.8	-	0.4	0.5	0.6
		kW	4.5	4.5	4.5	4.5	4.4	4.4	4.4	4.4	4.6	4.6	4.6	4.6	-	4.9	4.9	4.9
	95	TC	53.0	53.3	53.4	53.7	53.6	54.1	54.3	54.5	56.5	56.7	56.9	57.2	-	61.8	62.0	62.4
		S/T	0.7	0.8	0.9	1.0	0.5	0.7	0.8	0.9	0.4	0.5	0.6	0.8	-	0.4	0.5	0.6
		kW	4.9	4.9	4.8	4.8	4.8	4.8	4.8	4.8	4.8	4.8	4.8	4.8	-	5.6	5.6	5.6
	105	TC	51.6	51.8	52.0	52.1	51.7	52.0	52.2	52.4	54.8	55.0	54.1	54.4	-	60.8	61.1	61.2
		S/T	0.8	0.9	1.0	1.0	0.6	0.7	0.8	0.9	0.4	0.6	0.7	0.8	-	0.4	0.5	0.7
		kW	5.8	5.8	5.7	5.7	5.7	5.7	5.7	5.8	5.8	5.8	5.7	5.8	-	6.4	6.4	6.4
	115	TC	45.8	46.0	46.2	46.4	46.2	46.4	46.6	46.8	48.7	48.9	49.2	49.5	-	51.7	51.9	52.1
		S/T	0.8	0.9	1.0	1.0	0.6	0.8	0.9	1.0	0.4	0.6	0.7	0.8	-	0.4	0.5	0.7
		kW	6.1	6.1	6.1	6.0	6.0	6.1	6.1	6.1	6.2	6.3	6.3	6.3	-	6.5	6.6	6.5
1520	65	TC	57.4	57.6	57.8	58.0	57.6	57.8	58.0	58.2	60.5	60.7	60.5	60.7	-	64.3	64.7	65.1
		S/T	0.7	0.8	1.0	1.0	0.5	0.7	0.8	0.9	0.4	0.5	0.7	0.8	-	0.4	0.5	0.6
		kW	4.2	4.2	4.1	4.1	4.1	4.2	4.2	4.2	4.2	4.2	4.2	4.2	-	4.3	4.4	4.4
	75	TC	57.0	57.2	57.4	57.6	57.4	57.6	57.8	58.0	59.8	60.0	60.1	60.2	-	64.4	64.8	65.0
		S/T	0.7	0.8	0.9	1.0	0.6	0.7	0.8	0.9	0.4	0.5	0.7	0.8	-	0.4	0.5	0.6
		kW	4.6	4.6	4.5	4.5	4.4	4.4	4.4	4.4	4.4	4.4	4.4	4.4	-	4.7	4.8	4.8
	85	TC	56.1	56.3	56.5	56.7	56.4	56.7	57.0	57.3	59.3	59.5	59.7	59.8	-	64.4	64.6	64.8
		S/T	0.7	0.8	0.9	1.0	0.6	0.7	0.8	1.0	0.4	0.5	0.7	0.8	-	0.4	0.5	0.6
		kW	5.1	5.1	5.0	5.0	4.9	4.9	4.9	5.0	5.1	5.0	5.0	5.0	-	5.4	5.5	5.5
	95	TC	55.3	55.6	55.7	56.0	55.8	56.3	56.5	56.7	58.9	59.1	59.3	59.6	-	64.2	64.4	64.8
		S/T	0.7	0.9	0.9	1.0	0.6	0.7	0.9	1.0	0.4	0.6	0.7	0.8	-	0.4	0.5	0.7
		kW	5.6	5.6	5.6	5.5	5.4	5.4	5.4	5.4	5.5	5.5	5.5	5.4	-	6.1	6.1	6.2
	105	TC	54.4	54.6	54.8	54.9	54.5	54.8	55.0	55.2	57.1	57.3	56.4	56.7	-	63.2	63.5	63.6
		S/T	0.8	0.9	1.0	1.0	0.6	0.7	0.9	1.0	0.4	0.6	0.7	0.9	-	0.4	0.6	0.7
		kW	6.4	6.4	6.3	6.3	6.3	6.3	6.3	6.3	6.4	6.4	6.4	6.4	-	7.1	7.2	7.2
	115	TC	48.1	48.3	48.5	48.7	48.5	48.7	48.9	49.1	51.0	51.2	51.5	51.8	-	54.0	54.2	54.4
		S/T	0.8	1.0	1.0	1.0	0.6	0.8	1.0	1.0	0.4	0.6	0.7	0.9	-	0.4	0.5	0.7
		kW	6.5	6.5	6.5	6.5	6.6	6.5	6.6	6.6	6.8	6.8	6.8	6.8	-	7.0	7.0	7.0
1720	65	TC	59.0	59.2	59.4	59.6	59.2	59.4	59.6	59.8	61.7	61.9	61.7	61.9	-	65.5	65.9	66.2
		S/T	0.7	0.9	1.0	1.0	0.6	0.7	0.9	1.0	0.4	0.5	0.7	0.8	-	0.4	0.5	0.7
		kW	4.3	4.3	4.2	4.2	4.1	4.1	4.1	4.2	4.2	4.2	4.2	4.3	-	4.7	4.7	4.8
	75	TC	58.3	58.5	58.7	58.9	58.5	58.7	58.9	59.1	61.0	61.2	61.3	61.4	-	65.6	65.9	66.1
		S/T	0.7	0.9	1.0	1.0	0.6	0.7	0.9	1.0	0.4	0.6	0.7	0.8	-	0.4	0.5	0.7
		kW	4.6	4.6	4.6	4.6	4.4	4.4	4.4	4.4	4.5	4.5	4.5	4.5	-	4.9	5.0	5.0
	85	TC	56.9	57.1	57.3	57.5	57.1	57.4	57.7	58.0	60.5	60.7	60.9	61.0	-	65.6	65.8	65.9
		S/T	0.7	0.9	1.0	1.0	0.6	0.7	0.9	1.0	0.4	0.6	0.7	0.9	-	0.4	0.5	0.7
		kW	5.1	5.1	5.0	5.0	5.0	5.0	5.0	5.0	5.2	5.2	5.2	5.2	-	5.6	5.6	5.6
	95	TC	55.8	56.1	56.2	56.5	56.3	56.8	57.0	57.2	60.2	60.3	60.5	60.8	-	65.4	65.6	65.9
		S/T	0.8	0.9	1.0	1.0	0.6	0.8	0.9	1.0	0.4	0.6	0.7	0.9	-	0.4	0.6	0.7
		kW	5.5	5.5	5.5	5.5	5.3	5.3	5.3	5.4	5.6	5.6	5.7	5.7	-	6.3	6.4	6.4
	105	TC	54.6	54.8	55.0	55.1	54.8	55.1	55.3	55.5	58.4	58.6	57.7	58.0	-	64.4	64.7	64.8
		S/T	0.8	0.9	1.0	1.0	0.6	0.8	1.0	1.0	0.4	0.6	0.8	1.0	-	0.4	0.6	0.8
		kW	6.7	6.7	6.6	6.6	6.5	6.5	6.5	6.5	6.7	6.7	6.6	6.6	-	7.3	7.3	7.3
	115	TC	49.3	49.5	49.7	49.9	49.5	49.7	49.9	50.1	52.1	52.3	52.6	52.9	-	55.0	55.2	55.4
		S/T	0.9	1.0	1.0	1.0	0.7	0.9	1.0	1.0	0.5	0.7	0.9	1.0	-	0.5	0.7	0.9
		kW	6.6	6.6	6.5	6.5	6.6	6.6	6.6	6.6	6.8	6.8	6.8	6.8	-	7.1	7.1	7.1
1870	65	TC	60.4	60.6	60.8	61.0	60.6	60.8	61.0	61.2	63.4	63.6	63.4	63.6	-	67.4	67.9	68.3
		S/T	0.7	0.9	1.0	1.0	0.6	0.7	0.9	1.0	0.4	0.5	0.7	0.8	-	0.4	0.5	0.7
		kW	4.5	4.5	4.5	4.4	4.4	4.4	4.4	4.4	4.4	4.4	4.4	4.5	-	5.0	5.0	5.1
	75	TC	59.6	59.8	60.1	60.3	59.8	60.1	60.3	60.5	62.6	62.8	62.9	63.0	-	67.5	68.0	68.2
		S/T	0.7	0.9	1.0	1.0	0.6	0.7	0.9	1.0	0.4	0.6	0.7	0.8	-	0.4	0.5	0.7
		kW	4.8	4.8	4.8	4.7	4.7	4.7	4.7	4.7	4.7	4.7	4.7	4.7	-	5.3	5.4	5.4
	85	TC	58.1	58.3	58.6	58.8	58.3	58.7	59.0	59.3	62.1	62.3	62.5	62.6	-	67.5	67.7	68.0
		S/T	0.7	0.9	1.0	1.0	0.6	0.7	0.9	1.0	0.4	0.6	0.7	0.9	-	0.4	0.5	0.7
		kW	5.3	5.3	5.3	5.2	5.2	5.2	5.2	5.2	5.3	5.3	5.3	5.3	-	5.9	6.0	6.0
	95	TC	57.0	57.3	57.4	57.7	57.5	58.0	58.2	58.5	61.7	61.9	62.1	62.4	-	67.3	67.5	68.0
		S/T	0.8	0.9	1.0	1.0	0.6	0.8	0.9	1.0	0.4	0.6	0.7	0.9	-	0.4	0.6	0.7
		kW	5.6	5.7	5.6	5.6	5.4	5.5	5.5	5.5	5.7	5.7	5.8	5.8	-	6.5	6.5	6.6
	105	TC	55.7	55.9	56.1	56.2	55.9	56.2	56.4	56.6	59.7	59.9	59.0	59.3	-	66.3	66.6	66.7
		S/T	0.8	0.9	1.0	1.0	0.6	0.8	1.0	1.0	0.4	0.6	0.8	1.0	-	0.4	0.6	0.8
		kW	6.8	6.8	6.8	6.7	6.5	6.5	6.6	6.6	6.7	6.7	6.7	6.7	-	7.4	7.4	7.4
	115	TC	49.9	50.1	50.3	50.5	50.1	50.3	50.5	50.8	52.9	53.1	53.4	53.7	-	56.1	56.3	56.5
		S/T	0.9	1.0	1.0	1.0	0.7	0.9	1.0	1.0	0.5	0.7	0.9	1.0	-	0.5	0.7	0.9
		kW	6.7	6.7	6.7	6.7	6.8	6.8	6.8	6.8	6.9	6.9	6.9	7.0	-	7.2	7.2	7.3

Note: TC - Total Capacity | S/T - Sensible Ratio | kW - ODU Power

EXTENDED RANGE COOL CAPACITIES

NAZ17V3622A1+NASS24B2T2A1 (2 Ton Cooling) NORMAL Mode

ID Airflow (SCFM)	OD DB (°F)	ID WB (°F) ID DB (°F)	59				63				67				71			
			70	75	80	85	70	75	80	85	70	75	80	85	70	75	80	85
655	65	TC	21.5	21.7	22.0	22.2	22.1	22.3	22.5	22.8	23.9	24.2	23.8	24.1	-	28.2	28.7	29.2
		S/T	0.7	0.8	1.0	1.0	0.6	0.7	0.8	0.9	0.5	0.5	0.7	0.8	-	0.4	0.5	0.6
		kW	0.8	0.8	0.8	0.8	0.9	0.9	0.9	0.9	0.9	0.9	0.9	0.9	-	1.1	1.2	1.2
	75	TC	20.7	20.9	21.1	21.4	21.3	21.5	21.7	22.0	23.1	23.4	23.5	23.6	-	28.5	28.9	29.2
		S/T	0.7	0.8	0.9	1.0	0.6	0.7	0.8	0.9	0.5	0.6	0.7	0.8	-	0.4	0.5	0.6
		kW	1.0	1.0	1.0	1.0	1.0	1.0	1.0	1.0	1.1	1.1	1.1	1.1	-	1.5	1.5	1.5
	85	TC	20.4	20.6	20.9	21.1	21.0	21.3	21.7	22.0	23.3	23.5	23.8	23.9	-	29.2	29.5	29.7
		S/T	0.7	0.9	1.0	1.0	0.6	0.7	0.8	0.9	0.5	0.6	0.7	0.8	-	0.4	0.6	0.6
		kW	1.2	1.2	1.2	1.2	1.2	1.2	1.2	1.3	1.3	1.3	1.3	1.3	-	1.7	1.7	1.7
	95	TC	19.4	19.8	19.9	20.2	20.4	20.9	21.2	21.4	21.8	22.0	22.2	22.6	-	27.9	28.2	28.6
		S/T	0.8	0.9	1.0	1.0	0.6	0.7	0.8	1.0	0.5	0.6	0.7	0.8	-	0.4	0.5	0.6
		kW	1.6	1.7	1.6	1.6	1.7	1.7	1.7	1.7	1.7	1.8	1.8	1.8	-	2.2	2.3	2.3
105	TC	19.0	19.2	19.4	19.5	19.4	19.8	20.0	20.2	19.8	19.9	20.8	21.2	-	28.7	29.1	29.2	
	S/T	0.8	0.9	1.0	1.0	0.6	0.7	0.9	1.0	0.5	0.6	0.7	0.9	-	0.4	0.6	0.7	
	kW	2.0	2.0	2.0	2.0	2.0	2.0	2.0	2.0	1.9	1.9	2.0	2.0	-	2.7	2.8	2.8	
115	TC	18.1	18.3	18.4	18.6	18.5	18.7	18.9	19.1	18.6	18.8	19.1	19.4	-	21.4	21.6	21.8	
	S/T	0.8	1.0	1.0	1.0	0.6	0.8	0.9	1.0	0.5	0.6	0.7	0.9	-	0.4	0.6	0.7	
	kW	2.2	2.2	2.2	2.2	2.2	2.2	2.2	2.3	2.1	2.1	2.2	2.2	-	2.4	2.4	2.4	
760	65	TC	23.0	23.3	23.8	24.0	23.7	24.0	24.2	24.5	25.3	25.5	25.6	25.9	-	30.1	30.4	30.7
		S/T	0.7	0.9	1.0	1.0	0.6	0.7	0.8	1.0	0.5	0.6	0.7	0.8	-	0.4	0.5	0.7
		kW	1.0	1.1	1.1	1.1	1.1	1.1	1.1	1.1	1.1	1.1	1.1	1.1	-	1.5	1.5	1.5
	75	TC	22.7	23.0	23.5	23.7	23.4	23.6	23.9	24.1	25.0	25.3	25.4	25.4	-	30.1	30.4	30.7
		S/T	0.8	0.9	1.0	1.0	0.6	0.7	0.8	1.0	0.5	0.6	0.7	0.8	-	0.4	0.6	0.7
		kW	1.2	1.3	1.3	1.3	1.3	1.3	1.3	1.3	1.3	1.3	1.3	1.3	-	1.7	1.7	1.7
	85	TC	22.4	22.7	23.2	23.4	23.1	23.5	23.7	24.0	24.9	25.0	25.2	25.3	-	29.9	30.2	30.4
		S/T	0.8	0.9	1.0	1.0	0.6	0.7	0.9	1.0	0.4	0.6	0.7	0.8	-	0.4	0.6	0.7
		kW	1.6	1.6	1.6	1.6	1.6	1.7	1.7	1.7	1.7	1.7	1.7	1.7	-	2.3	2.3	2.3
	95	TC	21.1	21.5	21.9	22.1	21.9	22.3	22.5	22.8	23.3	23.5	23.8	24.0	-	28.5	28.7	29.0
		S/T	0.8	0.9	1.0	1.0	0.6	0.7	0.9	1.0	0.4	0.6	0.7	0.9	-	0.4	0.6	0.7
		kW	1.8	1.8	1.8	1.8	1.8	1.9	1.9	1.9	1.9	1.9	1.9	1.9	-	2.5	2.5	2.5
105	TC	19.7	19.9	20.2	20.5	21.2	21.5	21.8	22.0	22.3	22.4	22.6	22.9	-	27.4	27.6	27.8	
	S/T	0.8	1.0	1.0	1.0	0.6	0.8	0.9	1.0	0.5	0.6	0.7	0.9	-	0.4	0.6	0.7	
	kW	2.2	2.2	2.2	2.2	2.2	2.2	2.3	2.3	2.3	2.3	2.3	2.3	-	2.8	2.9	2.9	
115	TC	19.0	19.3	19.5	19.8	20.5	20.8	21.1	21.4	21.6	21.8	21.9	22.2	-	25.9	26.1	26.3	
	S/T	0.9	1.0	1.0	1.0	0.7	0.9	1.0	1.0	0.4	0.6	0.7	0.9	-	0.4	0.6	0.7	
	kW	2.5	2.5	2.5	2.5	2.5	2.5	2.6	2.6	2.6	2.6	2.6	2.7	-	3.1	3.1	3.1	
855	65	TC	23.8	24.0	24.4	24.6	24.4	24.6	24.8	25.0	25.9	26.1	26.0	26.3	-	30.1	30.4	30.8
		S/T	0.8	0.9	1.0	1.0	0.6	0.7	0.9	1.0	0.5	0.6	0.7	0.8	-	0.4	0.5	0.7
		kW	1.1	1.1	1.1	1.1	1.1	1.1	1.1	1.1	1.1	1.1	1.1	1.2	-	1.5	1.6	1.6
	75	TC	23.3	23.6	23.9	24.1	23.9	24.1	24.3	24.5	25.4	25.7	25.8	25.8	-	30.2	30.5	30.8
		S/T	0.8	0.9	1.0	1.0	0.6	0.7	0.9	1.0	0.5	0.6	0.7	0.8	-	0.4	0.6	0.7
		kW	1.3	1.3	1.3	1.3	1.3	1.3	1.3	1.3	1.3	1.4	1.4	1.4	-	1.7	1.8	1.8
	85	TC	22.8	23.0	23.3	23.6	23.4	23.7	23.9	24.2	25.2	25.4	25.6	25.7	-	30.1	30.4	30.6
		S/T	0.7	0.9	1.0	1.0	0.6	0.7	0.9	1.0	0.4	0.6	0.7	0.9	-	0.4	0.6	0.7
		kW	1.6	1.6	1.7	1.7	1.7	1.7	1.7	1.7	1.8	1.8	1.8	1.8	-	2.3	2.3	2.3
	95	TC	21.7	22.1	22.3	22.5	22.5	22.9	23.1	23.4	23.7	23.9	24.1	24.4	-	28.8	29.0	29.3
		S/T	0.8	0.9	1.0	1.0	0.6	0.8	0.9	1.0	0.4	0.6	0.7	0.9	-	0.4	0.6	0.7
		kW	1.8	1.9	1.9	1.9	1.9	1.9	1.9	1.9	1.9	2.0	2.0	2.0	-	2.5	2.5	2.5
105	TC	20.8	21.0	21.2	21.4	21.7	22.0	22.2	22.4	22.3	22.5	22.7	22.9	-	28.3	28.5	28.7	
	S/T	0.8	1.0	1.0	1.0	0.6	0.8	0.9	1.0	0.5	0.6	0.8	0.9	-	0.4	0.6	0.7	
	kW	2.2	2.2	2.2	2.2	2.2	2.3	2.3	2.3	2.3	2.3	2.3	2.3	-	2.9	2.9	2.9	
115	TC	19.3	19.5	19.7	19.9	20.2	20.5	20.7	20.9	20.8	21.0	21.2	21.5	-	24.4	24.6	24.8	
	S/T	0.8	1.0	1.0	1.0	0.7	0.9	1.0	1.0	0.5	0.6	0.8	0.9	-	0.4	0.6	0.7	
	kW	2.5	2.5	2.5	2.5	2.5	2.6	2.6	2.6	2.6	2.7	2.7	2.7	-	3.1	3.2	3.2	
890	65	TC	24.2	24.4	24.7	24.9	24.7	24.9	25.1	25.3	26.2	26.4	26.3	26.5	-	30.1	30.4	30.8
		S/T	0.8	0.9	1.0	1.0	0.6	0.7	0.9	1.0	0.5	0.6	0.7	0.8	-	0.4	0.5	0.7
		kW	1.1	1.1	1.1	1.1	1.1	1.1	1.1	1.1	1.2	1.2	1.2	1.2	-	1.6	1.6	1.6
	75	TC	23.6	23.8	24.1	24.3	24.1	24.3	24.5	24.7	25.7	25.9	26.0	26.1	-	30.2	30.6	30.8
		S/T	0.8	0.9	1.0	1.0	0.6	0.7	0.9	1.0	0.5	0.6	0.7	0.8	-	0.4	0.6	0.7
		kW	1.3	1.3	1.3	1.3	1.3	1.3	1.3	1.4	1.4	1.4	1.4	1.4	-	1.7	1.8	1.8
	85	TC	23.0	23.2	23.4	23.7	23.5	23.8	24.1	24.4	25.4	25.5	25.7	25.8	-	30.2	30.4	30.6
		S/T	0.7	0.9	1.0	1.0	0.6	0.7	0.9	1.0	0.4	0.6	0.7	0.9	-	0.4	0.6	0.7
		kW	1.7	1.7	1.7	1.7	1.7	1.7	1.7	1.7	1.8	1.8	1.8	1.8	-	2.3	2.3	2.3
	95	TC	22.0	22.4	22.5	22.8	22.8	23.2	23.4	23.7	23.9	24.1	24.3	24.5	-	28.9	29.1	29.5
		S/T	0.8	0.9	1.0	1.0	0.6	0.8	0.9	1.0	0.4	0.6	0.7	0.9	-	0.4	0.6	0.7
		kW	1.9	1.9	1.9	1.9	1.9	1.9	1.9	2.0	2.0	2.0	2.0	2.0	-	2.5	2.5	2.6
105	TC	21.3	21.5	21.7	21.8	21.9	22.2	22.4	22.6	22.3	22.5	22.7	23.0	-	28.7	29.0	29.1	
	S/T	0.8	1.0	1.0	1.0	0.6	0.8	0.9	1.0	0.5	0.6	0.8	1.0	-	0.4	0.6	0.8	
	kW	2.2	2.2	2.3	2.3	2.3	2.3	2.3	2.3	2.3	2.3	2.3	2.4	-	2.9	2.9	2.9	
115	TC	19.4	19.6	19.8	20.0	20.1	20.3	20.5	20.7	20.5	20.6	20.9	21.2	-	23.7	23.9	24.0	
	S/T	0.8	1.0	1.0	1.0	0.7	0.9	1.0	1.0	0.5	0.7	0.8	1.0	-	0.4	0.6	0.8	
	kW	2.5	2.5	2.5	2.6	2.6	2.6	2.6	2.7	2.7	2.7	2.7	2.7	-	3.2	3.2	3.2	

Note: TC - Total Capacity | S/T - Sensible Ratio | kW - ODU Power

EXTENDED RANGE COOL CAPACITIES

NAZ17V3622A1+NASS36C2T2A1 (3 Ton Cooling) NORMAL Mode

ID Airflow (SCFM)	OD DB (°F)	ID WB (°F) ID DB (°F)	59				63				67				71			
			70	75	80	85	70	75	80	85	70	75	80	85	70	75	80	85
990	65	TC	34.3	34.5	34.6	34.8	34.7	34.9	35.1	35.3	36.3	36.5	36.2	36.4	-	36.8	37.1	37.5
		S/T	0.7	0.9	1.0	1.0	0.6	0.7	0.8	1.0	0.4	0.6	0.7	0.8	-	0.4	0.5	0.6
		kW	2.0	2.0	2.0	1.9	1.9	2.0	2.0	2.0	2.0	2.0	2.0	2.0	-	2.2	2.3	2.3
	75	TC	33.6	33.8	34.0	34.2	34.1	34.3	34.5	34.6	35.6	35.8	35.9	36.0	-	36.9	37.3	37.5
		S/T	0.8	0.9	1.0	1.0	0.6	0.7	0.8	1.0	0.5	0.6	0.7	0.8	-	0.4	0.6	0.7
		kW	2.3	2.3	2.3	2.3	2.3	2.3	2.3	2.3	2.3	2.3	2.3	2.4	-	2.4	2.5	2.5
	85	TC	32.9	33.1	33.3	33.5	33.4	33.7	34.0	34.2	35.2	35.4	35.6	35.7	-	37.0	37.2	37.4
		S/T	0.8	0.9	1.0	1.0	0.6	0.7	0.9	1.0	0.4	0.6	0.7	0.8	-	0.4	0.6	0.7
		kW	2.5	2.5	2.5	2.5	2.5	2.5	2.5	2.6	2.6	2.6	2.6	2.6	-	2.8	2.8	2.9
	95	TC	30.1	30.4	30.5	30.8	30.9	31.4	31.6	31.8	32.9	33.1	33.3	33.6	-	34.9	35.1	35.5
		S/T	0.8	0.9	1.0	1.0	0.6	0.7	0.9	1.0	0.4	0.6	0.7	0.9	-	0.4	0.6	0.7
		kW	2.8	2.8	2.8	2.8	2.8	2.8	2.8	2.9	2.9	2.9	2.9	2.9	-	3.3	3.3	3.4
	105	TC	29.1	29.3	29.5	29.6	29.5	29.8	30.0	30.2	31.2	31.4	31.6	31.8	-	35.0	35.3	35.4
		S/T	0.8	1.0	1.0	1.0	0.6	0.8	0.9	1.0	0.5	0.6	0.7	0.9	-	0.4	0.6	0.7
		kW	3.4	3.4	3.4	3.4	3.5	3.6	3.5	3.5	3.7	3.7	3.7	3.7	-	3.9	3.9	3.9
	115	TC	26.4	26.6	26.8	27.0	26.9	27.1	27.3	27.5	28.4	28.6	28.9	29.2	-	28.8	29.0	29.1
		S/T	0.9	1.0	1.0	1.0	0.7	0.9	1.0	1.0	0.4	0.6	0.7	0.9	-	0.4	0.6	0.7
		kW	3.4	3.4	3.4	3.4	3.4	3.3	3.3	3.4	3.6	3.6	3.6	3.6	-	3.6	3.6	3.6
1100	65	TC	35.9	36.1	36.3	36.5	36.4	36.6	36.8	37.0	37.9	38.1	37.9	38.1	-	30.2	30.5	30.7
		S/T	0.8	0.9	1.0	1.0	0.6	0.7	0.9	1.0	0.4	0.6	0.7	0.8	-	0.4	0.5	0.7
		kW	2.0	2.0	2.0	2.0	2.0	2.0	2.0	2.0	2.0	2.0	2.0	2.0	-	2.3	2.3	2.4
	75	TC	35.2	35.4	35.6	35.8	35.7	35.9	36.1	36.3	37.3	37.5	37.5	37.6	-	30.3	30.5	30.7
		S/T	0.8	0.9	1.0	1.0	0.6	0.7	0.9	1.0	0.5	0.6	0.7	0.8	-	0.4	0.6	0.7
		kW	2.4	2.4	2.4	2.4	2.4	2.4	2.4	2.4	2.4	2.4	2.4	2.4	-	2.5	2.5	2.5
	85	TC	34.4	34.6	34.8	35.0	34.9	35.2	35.5	35.8	36.8	37.0	37.2	37.3	-	30.3	30.4	30.6
		S/T	0.7	0.9	1.0	1.0	0.6	0.7	0.9	1.0	0.4	0.6	0.7	0.9	-	0.4	0.6	0.7
		kW	2.6	2.6	2.6	2.6	2.6	2.6	2.6	2.6	2.6	2.6	2.6	2.7	-	2.9	2.9	2.9
	95	TC	31.6	31.9	32.0	32.3	32.4	32.9	33.1	33.3	34.4	34.6	34.8	35.1	-	28.2	28.3	28.6
		S/T	0.8	0.9	1.0	1.0	0.6	0.8	0.9	1.0	0.4	0.6	0.7	0.9	-	0.4	0.6	0.7
		kW	2.8	2.9	2.8	2.8	2.9	2.9	2.9	2.9	3.0	3.0	3.0	3.0	-	3.4	3.4	3.4
	105	TC	30.5	30.7	30.9	31.0	30.9	31.2	31.4	31.6	32.6	32.8	33.0	33.3	-	28.2	28.5	28.5
		S/T	0.8	1.0	1.0	1.0	0.6	0.8	0.9	1.0	0.5	0.6	0.8	0.9	-	0.4	0.6	0.8
		kW	3.5	3.5	3.4	3.4	3.6	3.6	3.6	3.6	3.8	3.8	3.8	3.8	-	4.0	4.0	4.0
	115	TC	27.7	27.9	28.1	28.3	28.2	28.4	28.6	28.8	29.7	29.9	30.2	30.5	-	23.2	23.3	23.5
		S/T	0.8	1.0	1.0	1.0	0.7	0.9	1.0	1.0	0.5	0.7	0.8	1.0	-	0.4	0.6	0.8
		kW	3.4	3.4	3.4	3.4	3.4	3.4	3.4	3.4	3.6	3.6	3.6	3.6	-	3.6	3.6	3.7
1200	65	TC	36.9	37.1	37.3	37.5	37.4	37.6	37.8	38.0	39.0	39.2	39.0	39.2	-	35.1	35.5	35.8
		S/T	0.8	0.9	1.0	1.0	0.6	0.7	0.9	1.0	0.5	0.6	0.7	0.8	-	0.4	0.6	0.7
		kW	2.3	2.3	2.3	2.3	2.3	2.3	2.3	2.3	2.3	2.4	2.3	2.4	-	2.2	2.2	2.3
	75	TC	36.2	36.4	36.6	36.8	36.7	36.9	37.1	37.3	38.3	38.5	38.6	38.7	-	35.2	35.5	35.7
		S/T	0.8	0.9	1.0	1.0	0.6	0.8	0.9	1.0	0.4	0.6	0.7	0.9	-	0.4	0.6	0.7
		kW	2.4	2.4	2.4	2.4	2.4	2.4	2.4	2.4	2.5	2.5	2.5	2.5	-	2.4	2.4	2.4
	85	TC	35.3	35.5	35.7	35.9	35.8	36.1	36.4	36.7	37.8	38.0	38.2	38.3	-	35.2	35.3	35.5
		S/T	0.8	0.9	1.0	1.0	0.6	0.8	0.9	1.0	0.4	0.6	0.7	0.9	-	0.4	0.6	0.7
		kW	2.9	2.9	2.9	2.8	2.9	2.9	2.9	2.9	3.0	3.0	3.0	3.0	-	2.9	2.9	2.9
	95	TC	32.6	32.9	33.0	33.3	33.4	33.9	34.1	34.3	35.4	35.6	35.8	36.1	-	33.0	33.2	33.5
		S/T	0.8	0.9	1.0	1.0	0.6	0.8	0.9	1.0	0.4	0.6	0.8	0.9	-	0.4	0.6	0.7
		kW	3.1	3.1	3.1	3.1	3.1	3.2	3.2	3.2	3.3	3.3	3.3	3.3	-	3.3	3.3	3.3
	105	TC	31.3	31.5	31.7	31.8	31.7	32.0	32.2	32.4	33.6	33.8	33.9	34.2	-	33.0	33.3	33.4
		S/T	0.8	0.9	1.0	1.0	0.6	0.8	1.0	1.0	0.5	0.7	0.8	1.0	-	0.4	0.6	0.8
		kW	3.6	3.6	3.6	3.6	3.6	3.6	3.6	3.6	3.8	3.8	3.8	3.8	-	3.8	3.8	3.8
	115	TC	28.5	28.7	28.9	29.1	29.0	29.2	29.4	29.6	30.5	30.7	31.0	31.3	-	27.2	27.3	27.5
		S/T	0.8	1.0	1.0	1.0	0.7	0.9	1.0	1.0	0.5	0.7	0.9	1.0	-	0.4	0.6	0.8
		kW	3.6	3.6	3.6	3.6	3.5	3.5	3.5	3.6	3.8	3.8	3.8	3.8	-	3.3	3.4	3.4
1300	65	TC	37.4	37.6	37.8	38.0	37.9	38.1	38.3	38.5	39.5	39.7	39.6	39.8	-	51.1	51.5	52.0
		S/T	0.8	0.9	1.0	1.0	0.6	0.8	0.9	1.0	0.5	0.6	0.7	0.9	-	0.4	0.6	0.7
		kW	2.4	2.4	2.4	2.4	2.4	2.5	2.5	2.5	2.5	2.5	2.5	2.5	-	2.8	2.8	2.9
	75	TC	36.7	36.9	37.1	37.3	37.2	37.4	37.6	37.8	38.8	39.0	39.1	39.2	-	51.0	51.5	51.7
		S/T	0.8	0.9	1.0	1.0	0.6	0.8	0.9	1.0	0.4	0.6	0.8	0.9	-	0.4	0.6	0.7
		kW	2.5	2.5	2.5	2.5	2.5	2.5	2.5	2.5	2.5	2.5	2.5	2.5	-	3.1	3.2	3.2
	85	TC	35.7	35.9	36.1	36.3	36.2	36.5	36.8	37.1	38.3	38.5	38.7	38.8	-	51.0	51.3	51.5
		S/T	0.8	1.0	1.0	1.0	0.6	0.8	0.9	1.0	0.4	0.6	0.8	0.9	-	0.4	0.6	0.7
		kW	2.7	2.7	2.7	2.7	2.7	2.8	2.8	2.8	2.8	2.8	2.8	2.8	-	3.4	3.4	3.4
	95	TC	33.2	33.5	33.6	33.9	34.0	34.5	34.7	34.9	35.9	36.1	36.3	36.6	-	48.8	49.0	49.5
		S/T	0.8	1.0	1.0	1.0	0.6	0.8	1.0	1.0	0.5	0.6	0.8	0.9	-	0.4	0.6	0.8
		kW	3.3	3.3	3.3	3.3	3.3	3.3	3.4	3.4	3.4	3.4	3.4	3.4	-	4.1	4.1	4.1
	105	TC	31.7	31.9	32.1	32.2	32.1	32.4	32.6	32.8	34.1	34.3	34.6	34.6	-	48.8	49.1	49.2
		S/T	0.8	0.9	1.0	1.0	0.7	0.9	1.0	1.0	0.5	0.7	0.9	1.0	-	0.4	0.7	0.8
		kW	3.7	3.7	3.7	3.7	3.7	3.7	3.7	3.7	3.9	3.9	3.9	3.9	-	4.9	4.8	4.9
	115	TC	28.8	29.0	29.2	29.4	29.3	29.5	29.7	29.9	30.9	31.1	31.4	31.7	-	40.2	40.5	40.7
		S/T	1.0	1.0	1.0	1.0	0.8	1.0	1.0	1.0	0.5	0.8	1.0	1.0	-	0.5	0.8	1.0
		kW	3.6	3.6	3.6	3.6	3.5	3.5	3.6	3.6	3.8	3.8	3.8	3.8	-	4.1	4.2	4.2

Note: TC - Total Capacity | S/T - Sensible Ratio | kW - ODU Power

EXTENDED RANGE COOL CAPACITIES

NAZ17V6022A1+NASS48D2T2A1 (4 Ton Cooling) NORMAL Mode

ID Airflow (SCFM)	OD DB (°F)	ID WB (°F) ID DB (°F)	59				63				67				71			
			70	75	80	85	70	75	80	85	70	75	80	85	70	75	80	85
1400	65	TC	46.5	46.7	46.9	47.1	46.9	47.1	47.3	47.5	48.5	48.7	48.5	48.7	-	52.3	52.7	53.1
		S/T	0.7	0.8	1.0	1.0	0.6	0.7	0.8	0.9	0.4	0.5	0.7	0.8	-	0.4	0.5	0.6
		kW	2.7	2.7	2.7	2.7	2.7	2.7	2.7	2.7	2.7	2.7	2.7	2.7	-	3.1	3.2	3.2
	75	TC	45.8	46.0	46.2	46.4	46.2	46.4	46.6	46.8	47.8	48.0	48.1	48.2	-	52.4	52.8	53.0
		S/T	0.7	0.8	0.9	1.0	0.6	0.7	0.8	0.9	0.4	0.6	0.7	0.8	-	0.4	0.5	0.6
		kW	3.0	3.0	3.0	3.0	3.0	3.0	3.0	3.0	3.0	3.0	3.0	3.0	-	3.6	3.6	3.6
	85	TC	44.9	45.1	45.3	45.5	45.3	45.6	45.9	46.2	47.3	47.5	47.7	47.8	-	52.4	52.6	52.8
		S/T	0.7	0.9	1.0	1.0	0.6	0.7	0.8	0.9	0.4	0.6	0.7	0.8	-	0.4	0.6	0.6
		kW	3.4	3.4	3.3	3.3	3.4	3.4	3.4	3.4	3.4	3.4	3.4	3.4	-	4.1	4.1	4.2
	95	TC	42.5	42.8	42.9	43.1	43.2	43.7	43.9	44.1	44.9	45.1	45.3	45.6	-	50.2	50.4	50.8
		S/T	0.8	0.9	1.0	1.0	0.6	0.7	0.8	1.0	0.4	0.6	0.7	0.8	-	0.4	0.5	0.7
		kW	3.9	3.9	3.8	3.8	3.9	3.9	3.9	3.9	3.9	3.9	3.9	3.9	-	4.8	4.8	4.8
	105	TC	41.2	41.4	41.6	41.7	41.5	41.8	42.0	42.2	43.1	43.3	43.3	42.5	-	49.3	49.6	49.7
		S/T	0.8	1.0	1.0	1.0	0.6	0.7	0.9	1.0	0.5	0.6	0.7	0.9	-	0.4	0.6	0.7
		kW	4.8	4.8	4.8	4.8	4.7	4.8	4.8	4.8	4.7	4.7	4.6	4.7	-	5.3	5.3	5.3
	115	TC	36.2	36.4	36.6	36.8	36.6	36.8	37.0	37.2	38.2	38.4	38.7	39.0	-	41.2	41.4	41.6
		S/T	0.9	1.0	1.0	1.0	0.7	0.8	1.0	1.0	0.4	0.6	0.7	0.8	-	0.4	0.5	0.7
		kW	4.9	4.9	4.9	4.8	4.8	4.8	4.8	4.8	4.9	4.9	4.9	4.9	-	5.1	5.1	5.1
1500	65	TC	47.3	47.5	47.7	47.9	47.7	47.9	48.1	48.3	49.3	49.5	49.3	49.5	-	53.1	53.5	53.9
		S/T	0.7	0.9	1.0	1.0	0.6	0.7	0.8	1.0	0.4	0.6	0.7	0.8	-	0.4	0.5	0.6
		kW	2.9	2.9	2.9	2.8	2.9	2.9	2.9	2.9	2.8	2.9	2.8	2.9	-	3.4	3.4	3.4
	75	TC	46.6	46.8	47.0	47.2	47.0	47.2	47.4	47.6	48.6	48.8	48.9	49.0	-	53.2	53.6	53.8
		S/T	0.7	0.9	1.0	1.0	0.6	0.7	0.8	1.0	0.4	0.6	0.7	0.8	-	0.4	0.5	0.6
		kW	3.1	3.1	3.1	3.1	3.1	3.1	3.1	3.1	3.1	3.1	3.1	3.1	-	3.7	3.8	3.8
	85	TC	45.7	45.9	46.1	46.3	46.1	46.4	46.7	47.0	48.1	48.3	48.5	48.6	-	53.2	53.4	53.6
		S/T	0.7	0.9	1.0	1.0	0.6	0.7	0.9	1.0	0.4	0.6	0.7	0.8	-	0.4	0.6	0.7
		kW	3.5	3.5	3.5	3.5	3.5	3.5	3.5	3.5	3.5	3.5	3.5	3.5	-	4.3	4.3	4.3
	95	TC	43.2	43.5	43.6	43.9	43.9	44.3	44.5	44.8	45.7	45.9	46.1	46.4	-	51.0	51.2	51.6
		S/T	0.8	0.9	1.0	1.0	0.6	0.7	0.9	1.0	0.4	0.6	0.7	0.9	-	0.4	0.6	0.7
		kW	4.0	4.0	4.0	4.0	4.0	4.1	4.1	4.1	4.1	4.1	4.0	4.1	-	5.0	5.0	5.0
	105	TC	42.6	42.8	43.0	43.1	42.9	43.2	43.4	43.6	43.9	44.1	43.3	43.6	-	50.1	50.4	50.5
		S/T	0.8	1.0	1.0	1.0	0.6	0.8	0.9	1.0	0.5	0.6	0.7	0.9	-	0.4	0.6	0.7
		kW	4.9	4.9	4.9	4.9	4.9	4.9	4.9	4.9	4.8	4.8	4.7	4.7	-	5.3	5.4	5.4
	115	TC	37.6	37.8	38.0	38.2	38.0	38.2	38.4	38.6	39.0	39.2	39.5	39.8	-	42.0	42.2	42.4
		S/T	0.8	1.0	1.0	1.0	0.7	0.9	1.0	1.0	0.4	0.6	0.7	0.9	-	0.4	0.5	0.7
		kW	5.1	5.1	5.0	5.0	4.9	4.9	5.0	4.9	5.0	5.0	5.0	5.0	-	5.1	5.1	5.2
1615	65	TC	48.9	49.1	49.3	49.5	49.3	49.5	49.7	49.9	50.9	51.1	50.9	51.1	-	54.8	55.2	55.6
		S/T	0.8	0.9	1.0	1.0	0.6	0.7	0.9	1.0	0.4	0.6	0.7	0.8	-	0.4	0.5	0.6
		kW	3.1	3.1	3.0	3.0	3.0	3.0	3.0	3.1	3.0	3.0	3.0	3.0	-	3.6	3.6	3.6
	75	TC	48.2	48.4	48.6	48.8	48.6	48.8	49.0	49.2	50.2	50.4	50.5	50.6	-	54.9	55.3	55.5
		S/T	0.7	0.9	1.0	1.0	0.6	0.7	0.9	1.0	0.4	0.6	0.7	0.8	-	0.4	0.5	0.7
		kW	3.2	3.2	3.2	3.2	3.2	3.2	3.2	3.2	3.2	3.2	3.2	3.2	-	3.9	3.9	3.9
	85	TC	47.4	47.6	47.8	48.0	47.8	48.1	48.4	48.7	49.7	49.9	50.1	50.2	-	54.9	55.1	55.3
		S/T	0.7	0.9	1.0	1.0	0.6	0.7	0.9	1.0	0.4	0.6	0.7	0.9	-	0.4	0.6	0.7
		kW	3.7	3.7	3.6	3.6	3.7	3.7	3.7	3.7	3.7	3.7	3.7	3.7	-	4.4	4.4	4.5
	95	TC	45.0	45.3	45.4	45.6	45.5	45.8	46.1	46.4	47.3	47.5	47.7	48.0	-	52.7	52.9	53.3
		S/T	0.8	0.9	1.0	1.0	0.6	0.8	0.9	1.0	0.4	0.6	0.7	0.9	-	0.4	0.6	0.7
		kW	4.4	4.4	4.3	4.3	4.3	4.4	4.4	4.4	4.4	4.4	4.4	4.4	-	5.2	5.3	5.3
	105	TC	44.9	45.1	45.3	45.4	45.3	45.6	45.8	46.0	45.5	45.7	44.9	45.2	-	51.8	52.1	52.2
		S/T	0.8	0.9	1.0	1.0	0.6	0.8	0.9	1.0	0.4	0.6	0.8	1.0	-	0.4	0.6	0.8
		kW	5.1	5.1	5.1	5.1	5.1	5.1	5.1	5.1	4.9	4.9	4.8	4.8	-	5.4	5.4	5.5
	115	TC	39.7	39.9	40.1	40.3	40.2	40.4	40.6	40.8	40.3	40.5	40.8	41.1	-	43.4	43.6	43.8
		S/T	0.8	1.0	1.0	1.0	0.7	0.9	1.0	1.0	0.5	0.7	0.9	1.0	-	0.4	0.6	0.8
		kW	5.2	5.3	5.3	5.2	5.1	5.1	5.1	5.1	5.0	5.0	5.0	5.0	-	5.2	5.2	5.2
1800	65	TC	50.7	50.9	51.1	51.3	51.2	51.4	51.6	51.8	52.9	53.1	52.9	53.1	-	38.8	39.1	39.4
		S/T	0.8	0.9	1.0	1.0	0.6	0.7	0.9	1.0	0.4	0.6	0.7	0.9	-	0.4	0.6	0.7
		kW	2.9	2.9	2.9	2.9	2.9	2.9	2.9	2.9	2.9	2.9	2.9	2.9	-	2.4	2.4	2.4
	75	TC	49.9	50.2	50.4	50.6	50.5	50.7	50.9	51.1	52.1	52.3	52.4	52.5	-	38.9	39.2	39.3
		S/T	0.8	0.9	1.0	1.0	0.6	0.8	0.9	1.0	0.4	0.6	0.7	0.9	-	0.4	0.6	0.7
		kW	3.3	3.3	3.2	3.2	3.2	3.2	3.2	3.3	3.2	3.2	3.2	3.2	-	2.6	2.6	2.6
	85	TC	49.0	49.2	49.4	49.6	49.5	49.8	50.2	50.5	51.6	51.8	52.0	52.1	-	38.9	39.0	39.2
		S/T	0.8	0.9	1.0	1.0	0.6	0.8	0.9	1.0	0.4	0.6	0.8	0.9	-	0.4	0.6	0.7
		kW	3.7	3.7	3.7	3.7	3.7	3.7	3.7	3.7	3.8	3.7	3.7	3.8	-	3.0	3.0	3.1
	95	TC	46.6	46.9	47.0	47.3	47.1	47.6	47.8	48.0	49.2	49.4	49.6	49.9	-	36.8	36.9	37.2
		S/T	0.8	0.9	1.0	1.0	0.6	0.8	0.9	1.0	0.4	0.6	0.8	0.9	-	0.4	0.6	0.7
		kW	4.4	4.5	4.4	4.4	4.4	4.5	4.5	4.4	4.5	4.5	4.5	4.5	-	3.7	3.7	3.7
	105	TC	46.4	46.7	46.9	47.1	47.1	47.2	47.4	47.6	47.3	47.4	47.6	47.8	-	36.1	36.3	36.4
		S/T	0.8	0.9	1.0	1.0	0.7	0.9	1.0	1.0	0.5	0.7	0.8	1.0	-	0.4	0.6	0.8
		kW	5.2	5.2	5.1	5.1	5.1	5.1	5.1	5.1	4.9	4.9	5.0	5.0	-	3.7	3.7	3.7
	115	TC	41.1	41.4	41.5	41.8	41.9	42.1	42.3	42.5	41.8	42.0	42.3	42.6	-	30.0	30.1	30.3
		S/T	0.9	1.0	1.0	1.0	0.7	0.9	1.0	1.0	0.5	0.7	0.9	1.0	-	0.5	0.7	0.9
		kW	5.1	5.1	5.1	5.0	5.1	5.2	5.1	5.1	5.0	5.0	5.0	5.0	-	3.5	3.6	3.5

Note: TC - Total Capacity | S/T - Sensible Ratio | kW - ODU Power

EXTENDED RANGE COOL CAPACITIES

NAZ17V6022A1+NASS59D2T2A1 (5 Ton Cooling) NORMAL Mode

ID Airflow (SCFM)	OD DB (°F)	ID WB (°F) ID DB (°F)	59				63				67				71			
			70	75	80	85	70	75	80	85	70	75	80	85	70	75	80	85
1500	65	TC	54.8	55.0	55.2	55.4	55.0	55.2	55.4	55.6	57.9	58.1	57.9	58.1	-	57.7	58.1	58.5
		S/T	0.7	0.8	1.0	1.0	0.5	0.7	0.8	0.9	0.4	0.5	0.6	0.8	-	0.4	0.5	0.6
		KW	4.1	4.1	4.1	4.0	4.1	4.1	4.1	4.1	4.1	4.1	4.1	4.1	-	4.3	4.3	4.3
	75	TC	54.4	54.6	54.8	55.0	54.8	55.0	55.2	55.4	57.2	57.4	57.5	57.6	-	57.8	58.2	58.4
		S/T	0.7	0.8	0.9	1.0	0.5	0.7	0.8	0.9	0.4	0.5	0.7	0.8	-	0.4	0.5	0.6
		KW	4.5	4.5	4.5	4.4	4.3	4.3	4.4	4.4	4.4	4.4	4.4	4.4	-	4.7	4.7	4.7
	85	TC	53.5	53.7	53.9	54.1	53.8	54.1	54.4	54.7	56.7	56.9	57.1	57.2	-	57.8	58.0	58.2
		S/T	0.7	0.8	0.9	1.0	0.5	0.7	0.8	1.0	0.4	0.5	0.7	0.8	-	0.4	0.5	0.6
		KW	5.0	5.0	5.0	4.9	4.8	4.9	4.9	4.9	5.0	5.0	5.0	5.0	-	5.4	5.4	5.4
	95	TC	50.7	51.0	51.1	51.4	51.3	51.8	52.0	52.1	54.3	54.5	54.7	55.0	-	55.6	55.8	56.2
		S/T	0.7	0.9	0.9	1.0	0.6	0.7	0.8	1.0	0.4	0.5	0.7	0.8	-	0.4	0.5	0.6
		KW	5.7	5.6	5.6	5.6	5.4	5.4	5.4	5.5	5.5	5.5	5.5	5.5	-	6.2	6.2	6.2
	105	TC	49.9	50.1	50.3	50.4	50.0	50.3	50.5	50.7	52.5	52.7	51.8	52.1	-	55.6	55.9	56.0
		S/T	0.8	0.9	1.0	1.0	0.6	0.7	0.9	1.0	0.4	0.6	0.7	0.9	-	0.4	0.6	0.7
		KW	6.4	6.4	6.4	6.3	6.3	6.3	6.3	6.3	6.5	6.5	6.4	6.4	-	7.2	7.2	7.2
	115	TC	43.6	43.8	44.0	44.2	44.0	44.2	44.4	44.6	46.5	46.7	46.9	47.2	-	49.4	49.6	49.8
		S/T	0.8	1.0	1.0	1.0	0.6	0.8	1.0	1.0	0.4	0.6	0.7	0.9	-	0.4	0.5	0.7
		KW	6.6	6.6	6.5	6.5	6.6	6.6	6.6	6.6	6.9	6.8	6.9	6.9	-	7.0	7.0	7.0
1615	65	TC	56.2	56.4	56.6	56.8	56.4	56.6	56.8	57.0	59.1	59.3	59.1	59.3	-	58.9	59.3	59.7
		S/T	0.7	0.9	1.0	1.0	0.6	0.7	0.8	1.0	0.4	0.5	0.7	0.8	-	0.4	0.5	0.6
		KW	4.1	4.1	4.1	4.0	4.0	4.0	4.0	4.0	4.1	4.1	4.1	4.1	-	4.4	4.5	4.5
	75	TC	55.6	55.8	56.0	56.2	55.9	56.1	56.3	56.5	58.4	58.6	58.7	58.8	-	59.0	59.4	59.6
		S/T	0.7	0.9	1.0	1.0	0.6	0.7	0.8	1.0	0.4	0.5	0.7	0.8	-	0.4	0.5	0.6
		KW	4.5	4.5	4.4	4.4	4.3	4.3	4.3	4.3	4.3	4.4	4.3	4.4	-	4.7	4.8	4.8
	85	TC	54.5	54.7	54.9	55.1	54.8	55.1	55.4	55.6	57.9	58.1	58.3	58.4	-	59.0	59.2	59.4
		S/T	0.7	0.9	1.0	1.0	0.6	0.7	0.9	1.0	0.4	0.6	0.7	0.8	-	0.4	0.5	0.7
		KW	5.0	5.0	4.9	4.9	4.8	4.9	4.9	4.9	5.0	5.0	5.0	5.0	-	5.4	5.4	5.4
	95	TC	51.5	51.8	51.9	52.2	52.1	52.6	52.8	53.0	55.5	55.7	55.9	56.2	-	56.8	57.0	57.4
		S/T	0.7	0.9	1.0	1.0	0.6	0.7	0.9	1.0	0.4	0.6	0.7	0.9	-	0.4	0.5	0.7
		KW	5.6	5.6	5.5	5.5	5.3	5.4	5.3	5.4	5.6	5.5	5.5	5.5	-	6.2	6.2	6.3
	105	TC	50.5	50.7	50.9	51.0	50.7	51.0	51.2	51.4	53.7	53.9	53.1	53.4	-	56.8	57.1	57.2
		S/T	0.8	0.9	1.0	1.0	0.6	0.8	0.9	1.0	0.4	0.6	0.8	0.9	-	0.4	0.6	0.7
		KW	6.5	6.6	6.5	6.4	6.4	6.4	6.4	6.5	6.6	6.4	6.5	6.5	-	7.2	7.2	7.2
	115	TC	44.7	44.9	45.1	45.3	45.0	45.2	45.4	45.6	47.5	47.7	48.0	48.3	-	50.5	50.7	50.9
		S/T	0.8	1.0	1.0	1.0	0.7	0.9	1.0	1.0	0.4	0.6	0.8	0.9	-	0.4	0.6	0.8
		KW	6.5	6.6	6.5	6.5	6.6	6.6	6.6	6.6	6.8	6.8	6.8	6.8	-	7.0	7.0	7.0
1830	65	TC	57.7	57.9	58.1	58.3	57.9	58.1	58.3	58.5	60.5	60.8	60.5	60.8	-	59.4	59.9	60.3
		S/T	0.7	0.9	1.0	1.0	0.6	0.7	0.9	1.0	0.4	0.5	0.7	0.8	-	0.4	0.5	0.7
		KW	4.2	4.2	4.1	4.1	4.1	4.1	4.1	4.1	4.1	4.1	4.1	4.2	-	4.7	4.7	4.7
	75	TC	57.0	57.2	57.4	57.6	57.2	57.4	57.6	57.8	59.8	60.0	60.1	60.2	-	59.5	60.0	60.2
		S/T	0.7	0.9	1.0	1.0	0.6	0.7	0.9	1.0	0.4	0.6	0.7	0.8	-	0.4	0.5	0.7
		KW	4.5	4.5	4.5	4.4	4.4	4.4	4.4	4.4	4.4	4.4	4.4	4.4	-	4.9	5.0	5.0
	85	TC	55.5	55.7	55.9	56.1	55.7	56.0	56.3	56.6	59.3	59.5	59.7	59.8	-	59.5	59.8	60.0
		S/T	0.7	0.9	1.0	1.0	0.6	0.7	0.9	1.0	0.4	0.6	0.7	0.9	-	0.4	0.5	0.7
		KW	5.0	5.0	5.0	4.9	4.9	4.9	4.9	4.9	5.0	5.0	5.1	5.1	-	5.6	5.6	5.6
	95	TC	51.4	51.7	51.8	52.1	51.9	52.4	52.6	52.8	55.9	56.1	56.3	56.6	-	56.3	56.5	57.0
		S/T	0.8	0.9	1.0	1.0	0.6	0.8	0.9	1.0	0.4	0.6	0.7	0.9	-	0.4	0.6	0.7
		KW	5.5	5.5	5.5	5.4	5.3	5.3	5.3	5.3	5.6	5.6	5.6	5.6	-	6.3	6.3	6.4
	105	TC	50.2	50.4	50.6	50.7	50.4	50.7	50.9	51.1	54.1	54.3	53.3	53.6	-	56.3	56.6	56.7
		S/T	0.8	0.9	1.0	1.0	0.6	0.8	1.0	1.0	0.4	0.6	0.8	1.0	-	0.4	0.6	0.8
		KW	6.7	6.7	6.6	6.6	6.4	6.4	6.5	6.5	6.6	6.6	6.5	6.5	-	7.3	7.3	7.3
	115	TC	44.6	44.8	45.0	45.2	44.8	45.0	45.2	45.4	47.5	47.7	48.0	48.3	-	50.6	50.8	51.0
		S/T	0.9	1.0	1.0	1.0	0.7	0.9	1.0	1.0	0.5	0.7	0.9	1.0	-	0.5	0.7	0.9
		KW	6.6	6.6	6.5	6.5	6.6	6.6	6.6	6.6	6.8	6.7	6.8	6.8	-	7.1	7.1	7.1
1930	65	TC	56.2	56.4	56.6	56.8	56.4	56.6	56.8	57.1	58.3	58.5	58.3	58.5	-	56.4	56.9	57.3
		S/T	0.7	0.9	1.0	1.0	0.6	0.7	0.9	1.0	0.4	0.6	0.7	0.8	-	0.4	0.5	0.7
		KW	4.3	4.3	4.3	4.2	4.2	4.2	4.2	4.2	4.2	4.3	4.3	4.3	-	4.8	4.9	4.9
	75	TC	55.4	55.6	55.9	56.1	55.6	55.9	56.1	56.3	57.5	57.7	57.8	57.9	-	56.6	57.0	57.2
		S/T	0.8	0.9	1.0	1.0	0.6	0.8	0.9	1.0	0.4	0.6	0.7	0.9	-	0.4	0.5	0.7
		KW	4.6	4.6	4.6	4.6	4.5	4.5	4.5	4.5	4.5	4.6	4.6	4.6	-	5.2	5.2	5.2
	85	TC	53.9	54.1	54.3	54.5	54.1	54.4	54.8	55.1	57.9	58.2	58.4	58.5	-	56.6	56.8	57.0
		S/T	0.8	0.9	1.0	1.0	0.6	0.8	0.9	1.0	0.4	0.6	0.7	0.9	-	0.4	0.6	0.7
		KW	5.1	5.1	5.1	5.1	5.0	5.0	5.0	5.1	5.1	5.2	5.2	5.2	-	5.8	5.8	5.8
	95	TC	53.7	54.0	54.1	54.4	54.2	54.8	55.0	55.2	55.5	55.7	55.9	56.3	-	56.3	56.6	57.0
		S/T	0.8	0.9	1.0	1.0	0.6	0.8	0.9	1.0	0.4	0.6	0.8	0.9	-	0.4	0.6	0.7
		KW	5.6	5.6	5.5	5.5	5.3	5.4	5.4	5.4	5.6	5.7	5.7	5.7	-	6.4	6.4	6.5
	105	TC	50.3	50.6	50.8	50.9	50.6	50.9	51.1	51.3	54.5	54.7	53.8	53.1	-	54.2	54.6	54.7
		S/T	0.8	0.9	1.0	1.0	0.6	0.8	1.0	1.0	0.4	0.6	0.8	1.0	-	0.4	0.6	0.8
		KW	6.8	6.8	6.7	6.7	6.4	6.5	6.5	6.5	6.6	6.7	6.6	6.6	-	7.4	7.4	7.4
	115	TC	44.4	44.6	44.8	45.1	44.6	44.8	45.1	45.3	47.5	47.7	48.0	48.4	-	49.8	50.0	50.2
		S/T	0.9	1.0	1.0	1.0	0.7	0.9	1.0	1.0	0.5	0.7	0.9	1.0	-	0.5	0.7	0.9
		KW	6.7	6.6	6.6	6.6	6.7	6.7	6.7	6.7	6.9	6.8	6.9	6.9	-	7.1	7.1	7.2

Note: TC - Total Capacity | S/T - Sensible Ratio | kW - ODU Power

EXTENDED RANGE HEAT CAPACITIES

NORMAL Mode

NAZ17V3622A1+NASV24B2T2A1 (2 Ton Heating)

ID Airflow (SCFM)	ID DB (°F)	OD DB (°F)	67	57	47	37	27	17	7	-4
520	60	TC	25.4	23.1	20.5	21.9	19.2	16.5	18.3	15.1
		KW	1.7	1.6	1.6	2.0	1.9	1.8	2.2	2.0
	70	TC	23.0	20.9	18.4	19.9	17.1	14.7	16.4	13.2
		KW	1.9	1.8	1.8	2.2	2.1	1.9	2.4	2.2
	75	TC	22.2	19.7	18.2	18.6	16.0	13.3	15.2	12.1
		KW	2.0	1.9	1.9	2.3	2.1	2.0	2.5	2.3
	80	TC	18.2	15.9	13.6	13.7	11.0	8.3	10.2	7.2
		KW	2.1	2.1	2.0	2.4	2.2	2.1	2.5	2.3
620	60	TC	29.7	27.3	24.1	25.6	22.0	18.9	20.7	17.1
		KW	1.9	1.8	1.8	2.2	2.1	2.0	2.4	2.2
	70	TC	27.4	25.6	22.3	23.9	20.4	17.3	19.1	15.5
		KW	2.2	2.1	2.0	2.4	2.3	2.1	2.6	2.4
	75	TC	26.8	24.3	21.0	22.5	19.2	15.9	18.0	14.3
		KW	2.3	2.2	2.1	2.6	2.4	2.2	2.7	2.4
	80	TC	21.6	18.7	15.5	17.2	13.1	10.4	12.6	8.9
		KW	2.3	2.3	2.2	2.7	2.5	2.3	2.8	2.5
680	60	TC	30.9	26.7	24.0	25.8	22.2	18.8	20.6	17.1
		KW	1.9	1.8	1.7	2.2	2.0	1.9	2.3	2.1
	70	TC	28.0	24.8	23.7	23.7	20.0	17.0	18.6	15.2
		KW	2.1	2.0	1.9	2.4	2.2	2.0	2.5	2.3
	75	TC	26.5	23.9	20.8	22.3	18.7	15.7	17.4	13.9
		KW	2.2	2.1	2.0	2.5	2.3	2.1	2.6	2.3
	80	TC	21.1	18.7	15.6	17.0	13.6	10.5	12.3	8.8
		KW	2.3	2.2	2.1	2.6	2.4	2.2	2.7	2.4
725	60	TC	33.0	28.5	25.6	27.5	23.6	20.1	22.0	18.3
		KW	2.0	1.9	1.8	2.3	2.2	2.0	2.5	2.3
	70	TC	29.8	26.5	25.2	25.2	21.3	18.1	19.9	16.2
		KW	2.3	2.2	2.0	2.5	2.3	2.2	2.7	2.4
	75	TC	28.3	25.5	22.2	23.7	20.0	16.7	18.6	14.8
		KW	2.4	2.3	2.1	2.6	2.4	2.2	2.8	2.5
	80	TC	22.5	20.0	16.6	18.2	14.5	11.2	13.1	9.4
		KW	2.5	2.4	2.2	2.7	2.5	2.3	2.9	2.6
920	60	TC	34.4	30.1	27.4	29.0	25.6	22.2	24.0	20.6
		KW	3.3	2.9	2.6	3.1	2.7	2.4	3.0	2.5
	70	TC	30.7	27.6	24.5	26.1	22.5	19.5	21.1	17.6
		KW	3.2	3.1	2.7	3.3	2.9	2.7	3.1	2.7
	75	TC	29.1	26.5	23.3	24.7	21.3	18.2	19.9	16.5
		KW	3.2	3.1	2.8	3.3	2.9	2.6	3.2	2.7
	80	TC	24.2	21.3	18.2	19.6	16.2	13.2	15.0	11.5
		KW	3.1	3.2	3.1	3.4	3.0	2.6	3.2	2.8

Note: TC - Total Capacity | kW - ODU Power

EXTENDED RANGE HEAT CAPACITIES

NORMAL Mode

NAZ17V3622A1+NASV36C2T2A1 (3 Ton Heating)

ID Airflow (SCFM)	ID DB (°F)	OD DB (°F)	67	57	47	37	27	17	7	-4
910	60	TC	44.0	38.2	34.9	35.3	30.6	26.4	28.0	23.5
		KW	2.9	2.7	2.5	2.9	2.7	2.5	3.0	2.8
	70	TC	39.0	34.6	31.1	31.5	26.9	22.8	24.6	20.1
		KW	3.1	2.9	2.8	3.2	2.9	2.7	3.2	2.9
	75	TC	33.4	29.9	26.0	26.4	21.9	17.8	19.6	15.2
		KW	3.3	3.1	2.9	3.3	3.1	2.8	3.3	3.0
80	TC	30.6	27.6	23.8	24.1	19.7	15.5	17.4	13.1	
	KW	3.4	3.3	3.0	3.4	3.2	2.9	3.5	3.1	
950	60	TC	44.6	38.5	35.1	35.4	31.0	26.9	28.4	23.8
		KW	2.8	2.6	2.5	2.9	2.7	2.5	3.0	2.7
	70	TC	41.7	36.9	33.5	33.9	29.5	25.6	27.2	21.0
		KW	3.0	2.8	2.7	3.1	2.9	2.7	3.2	2.8
	75	TC	34.2	30.3	26.6	27.0	22.6	18.6	20.3	14.6
		KW	3.2	3.0	2.8	3.2	3.0	2.8	3.3	3.0
80	TC	31.4	28.1	24.4	24.8	20.5	16.4	18.2	12.5	
	KW	3.3	3.2	3.0	3.4	3.1	2.9	3.5	3.1	
1130	60	TC	48.0	41.7	37.4	37.8	33.2	28.9	30.4	26.4
		KW	2.7	2.5	2.4	2.8	2.6	2.5	3.0	2.8
	70	TC	42.9	37.4	34.0	34.4	29.7	25.5	27.1	23.1
		KW	3.0	2.8	2.7	3.1	2.9	2.7	3.2	3.0
	75	TC	37.0	32.3	28.8	29.1	24.5	20.4	22.1	18.0
		KW	3.1	2.9	2.8	3.2	3.0	2.8	3.3	3.1
80	TC	34.3	30.4	26.4	26.8	22.3	18.2	20.0	15.8	
	KW	3.2	3.1	2.9	3.3	3.1	2.9	3.4	3.2	
1310	60	TC	54.6	48.0	43.3	43.6	38.7	34.1	35.6	30.8
		KW	2.8	2.7	2.6	3.0	2.8	2.7	3.2	2.9
	70	TC	47.4	41.4	37.4	37.8	32.8	28.4	30.1	25.3
		KW	3.1	2.9	2.8	3.3	3.1	2.9	3.4	3.1
	75	TC	43.2	37.8	34.0	34.4	29.3	25.0	26.7	22.0
		KW	3.3	3.1	3.0	3.4	3.2	3.0	3.5	3.2
80	TC	40.3	35.8	31.4	31.9	27.0	22.6	24.5	19.7	
	KW	3.4	3.2	3.1	3.5	3.3	3.1	3.6	3.3	

Note: TC - Total Capacity | kW - ODU Power

EXTENDED RANGE HEAT CAPACITIES

NORMAL Mode

NAZ17V6022A1+NASV48D2T2A1 (4 Ton Heating)

ID Airflow (SCFM)	ID DB (°F)	OD DB (°F)	67	57	47	37	27	17	7	-4	
1260	60	TC	59.4	50.4	44.6	55.0	47.9	45.8	39.1	32.6	
		kW	3.6	3.4	3.2	4.7	4.3	4.7	4.3	4.0	
	70	TC	51.7	43.5	39.3	49.4	42.2	40.3	33.7	27.3	
		kW	3.9	3.7	3.6	5.1	4.7	5.1	4.7	4.3	
	75	TC	46.8	38.6	35.1	45.1	38.0	36.1	29.6	23.2	
		kW	4.1	3.8	3.8	5.3	4.9	5.3	4.9	4.5	
	80	TC	39.6	32.3	28.6	38.7	31.7	29.8	23.5	17.0	
		kW	4.3	4.0	4.0	5.5	5.1	5.5	5.1	4.7	
	1430	60	TC	61.1	52.4	45.0	56.1	49.0	46.9	40.4	33.9
			kW	3.5	3.3	3.1	4.6	4.3	4.6	4.3	4.0
		70	TC	59.0	51.3	47.2	56.5	49.4	47.5	41.0	34.7
			kW	3.9	3.6	3.5	5.0	4.7	5.0	4.7	4.4
75		TC	48.3	40.4	38.3	46.3	39.3	37.5	31.1	25.4	
		kW	4.0	3.8	3.7	5.2	4.8	5.2	4.9	4.1	
80		TC	41.5	33.5	32.3	40.0	33.1	31.4	25.0	18.5	
		kW	4.2	4.0	3.9	5.4	5.1	5.5	5.1	4.7	
1600		60	TC	62.9	53.9	45.9	57.0	49.9	47.8	41.0	34.6
			kW	3.5	3.3	3.1	4.5	4.3	4.6	4.3	4.1
		70	TC	60.3	52.5	48.0	57.5	50.3	48.3	41.7	35.2
			kW	3.8	3.6	3.5	4.9	4.7	5.0	4.7	4.4
	75	TC	49.6	41.4	39.2	47.1	40.0	38.0	31.6	25.5	
		kW	4.0	3.8	3.7	5.2	4.9	5.2	4.9	4.1	
	80	TC	43.1	34.4	32.9	40.8	33.7	31.8	25.5	18.9	
		kW	4.2	4.0	3.9	5.4	5.1	5.4	5.1	4.8	
	1800	60	TC	64.0	55.3	46.5	58.0	50.6	48.6	41.4	34.7
			kW	3.6	3.4	3.3	4.6	4.4	4.7	4.5	4.2
		70	TC	62.6	53.1	48.6	58.4	51.0	48.9	42.1	35.3
			kW	3.9	3.7	3.6	5.1	4.8	5.1	4.8	4.5
75		TC	51.3	42.6	40.0	47.8	40.4	38.4	31.6	25.7	
		kW	4.1	3.9	3.8	5.3	5.0	5.4	5.0	4.3	
80		TC	43.4	34.7	33.2	41.2	33.9	31.9	25.4	19.9	
		kW	4.3	4.1	4.0	5.5	5.2	5.6	5.2	4.8	

Note: TC - Total Capacity | kW - ODU Power

EXTENDED RANGE HEAT CAPACITIES

NORMAL Mode

NAZ17V6022A1+NASV59D2T2A1 (5 Ton Heating)

ID Airflow (SCFM)	ID DB (°F)	OD DB (°F)	67	57	47	37	27	17	7	-4
1330	60	TC	63.1	58.1	54.1	60.7	56.8	49.0	44.3	37.2
		kW	4.14	4.31	4.27	5.40	5.63	5.19	5.19	4.76
	70	TC	55.6	52.6	52.0	55.8	52.2	44.6	39.8	33.0
		kW	4.49	4.87	4.68	5.86	6.09	5.62	5.60	5.14
	75	TC	43.8	42.9	42.2	46.1	42.4	35.0	30.6	23.8
		kW	4.67	5.21	4.90	6.11	6.27	5.86	5.84	5.37
	80	TC	36.5	42.1	34.8	38.8	35.6	27.9	23.7	16.8
		kW	4.85	5.45	5.11	6.36	6.60	6.07	6.06	5.45
1520	60	TC	67.2	61.2	57.0	63.6	59.6	51.7	47.0	39.6
		kW	4.12	4.29	4.23	5.36	5.60	5.19	5.18	4.81
	70	TC	60.6	57.7	57.1	60.8	57.3	49.6	44.8	37.9
		kW	4.46	4.75	4.65	5.82	6.07	5.63	5.64	5.22
	75	TC	45.7	44.8	44.1	48.0	44.3	36.8	32.4	25.6
		kW	4.65	5.07	4.87	6.07	6.33	5.88	5.87	5.42
	80	TC	38.3	44.0	36.6	40.6	37.4	29.6	25.5	18.5
		kW	4.84	5.39	5.09	6.32	6.57	6.09	6.09	5.61
1720	60	TC	71.3	64.9	60.0	66.2	62.3	54.5	49.7	42.6
		kW	4.05	4.23	4.10	5.23	5.48	5.12	5.17	4.82
	70	TC	63.5	60.5	60.0	63.7	60.2	52.6	47.9	41.1
		kW	4.38	4.60	4.57	5.69	5.96	5.56	5.59	5.20
	75	TC	47.3	46.4	45.7	49.5	45.9	38.5	34.2	27.4
		kW	4.57	4.87	4.78	5.97	6.19	5.77	5.82	5.42
	80	TC	40.0	45.6	38.3	42.3	39.1	31.5	27.3	20.4
		kW	4.76	5.24	4.99	6.17	6.44	6.00	6.02	5.37
1870	60	TC	75.6	68.7	63.3	70.2	65.9	57.3	52.2	44.4
		kW	4.13	4.30	4.16	5.32	5.58	5.18	5.22	4.83
	70	TC	67.2	64.0	63.3	67.4	63.5	55.3	50.2	42.8
		kW	4.46	4.67	4.64	5.79	6.05	5.63	5.64	5.21
	75	TC	49.5	48.6	47.8	52.0	48.0	40.0	35.3	27.9
		kW	4.60	4.91	4.81	6.02	6.23	5.76	5.78	5.31
	80	TC	41.6	47.7	39.8	44.1	40.7	32.3	27.8	20.4
		kW	4.76	5.27	4.99	6.19	6.43	5.92	5.90	5.14

Note: TC - Total Capacity | kW - ODU Power

EXTENDED RANGE HEAT CAPACITIES

NORMAL Mode

NAZ17V3622A1+NASS24B2T2A1 (2 Ton Heating)

ID Airflow (SCFM)	ID DB (°F)	OD DB (°F)	67	57	47	37	27	17	7	-4
655	60	TC	29.9	26.6	23.7	25.3	21.7	18.5	20.2	16.7
		KW	1.6	1.5	1.4	2.0	1.8	1.7	2.2	2.0
	70	TC	27.3	24.8	22.6	23.4	19.8	16.7	18.5	14.9
		KW	1.8	1.7	1.6	2.2	2.0	1.9	2.3	2.1
	75	TC	26.2	23.7	20.5	22.0	18.6	15.4	17.3	13.7
		KW	1.9	1.8	1.7	2.3	2.1	1.9	2.4	2.2
	80	TC	20.9	18.3	15.1	16.7	13.0	10.1	12.1	8.4
		KW	2.0	2.0	1.8	2.4	2.2	2.0	2.5	2.3
760	60	TC	33.2	28.7	25.9	27.7	24.0	20.5	22.4	18.8
		KW	2.3	2.0	1.8	2.5	2.2	1.9	2.5	2.1
	70	TC	29.8	26.5	24.5	25.2	21.4	18.2	19.9	16.4
		KW	2.3	2.2	2.0	2.6	2.3	2.1	2.6	2.3
	75	TC	28.2	25.5	22.2	23.7	20.1	16.9	18.7	15.1
		KW	2.4	2.3	2.1	2.7	2.4	2.1	2.7	2.3
	80	TC	22.8	20.1	16.8	18.4	14.8	11.6	13.5	9.8
		KW	2.4	2.4	2.3	2.8	2.5	2.2	2.8	2.4
855	60	TC	33.4	29.0	26.3	28.0	24.4	21.0	22.8	19.3
		KW	2.3	2.1	1.9	2.5	2.2	1.9	2.5	2.2
	70	TC	29.9	26.8	24.4	25.3	21.6	18.5	20.2	16.7
		KW	2.4	2.3	2.0	2.7	2.4	2.2	2.7	2.3
	75	TC	28.4	25.7	22.4	23.9	20.4	17.2	19.0	15.4
		KW	2.4	2.4	2.1	2.7	2.4	2.2	2.7	2.4
	80	TC	23.1	20.4	17.2	18.7	15.1	12.0	13.8	10.2
		KW	2.4	2.5	2.3	2.8	2.5	2.2	2.8	2.4
890	60	TC	33.8	29.4	26.7	28.4	24.9	21.5	23.3	19.9
		KW	2.3	2.1	1.9	2.5	2.2	2.0	2.5	2.2
	70	TC	30.1	27.0	24.2	25.5	21.9	18.8	20.5	17.0
		KW	2.4	2.3	2.1	2.7	2.4	2.2	2.7	2.3
	75	TC	28.6	25.9	22.7	24.2	20.7	17.6	19.3	15.8
		KW	2.5	2.4	2.1	2.8	2.5	2.2	2.7	2.4
	80	TC	23.5	20.7	17.6	19.0	15.5	12.5	14.3	10.8
		KW	2.5	2.5	2.3	2.9	2.5	2.3	2.8	2.5

Note: TC - Total Capacity | kW - ODU Power

EXTENDED RANGE HEAT CAPACITIES

NORMAL Mode

NAZ17V3622A1+NASS36C2T2A1 (3 Ton Heating)

ID Airflow (SCFM)	ID DB (°F)	OD DB (°F)	67	57	47	37	27	17	7	-4
990	60	TC	46.0	39.8	36.0	35.4	30.9	26.7	28.0	24.6
		KW	3.0	2.8	2.7	3.1	2.9	2.7	3.1	2.8
	70	TC	42.2	37.1	33.7	33.1	28.5	24.6	26.0	21.6
		KW	3.2	3.0	2.9	3.3	3.1	2.9	3.3	3.0
	75	TC	35.3	31.1	27.5	26.8	22.4	18.3	19.8	15.7
		KW	3.3	3.2	3.0	3.4	3.2	3.0	3.4	3.1
	80	TC	32.5	29.0	25.2	24.6	20.2	16.1	17.8	13.6
		KW	3.5	3.4	3.2	3.6	3.3	3.1	3.6	3.2
1100	60	TC	47.4	41.0	37.0	36.4	31.8	27.5	28.8	25.7
		KW	3.0	2.8	2.7	3.1	2.9	2.8	3.1	2.9
	70	TC	42.7	37.3	33.9	33.3	28.6	24.5	25.9	22.5
		KW	3.3	3.1	3.0	3.4	3.1	3.0	3.4	3.1
	75	TC	36.5	31.9	28.4	27.7	23.1	19.1	20.6	17.1
		KW	3.4	3.2	3.1	3.5	3.3	3.0	3.5	3.2
	80	TC	33.7	29.9	26.0	25.4	20.9	16.8	18.5	14.9
		KW	3.5	3.4	3.2	3.6	3.4	3.2	3.6	3.3
1200	60	TC	50.7	44.2	39.8	39.1	34.4	30.0	31.3	28.0
		KW	2.8	2.6	2.5	2.9	2.7	2.6	3.0	2.8
	70	TC	44.7	39.0	35.4	34.8	29.9	25.7	27.1	23.8
		KW	3.1	2.9	2.8	3.2	3.0	2.8	3.2	3.0
	75	TC	39.5	34.5	30.9	30.2	25.4	21.3	22.8	19.4
		KW	3.2	3.0	2.9	3.3	3.1	2.9	3.3	3.1
	80	TC	36.7	32.6	28.4	27.8	23.2	19.0	20.6	17.2
		KW	3.3	3.2	3.0	3.4	3.2	3.0	3.4	3.2
1300	60	TC	54.1	47.5	42.8	42.2	37.3	32.7	34.1	30.3
		KW	2.9	2.7	2.6	3.0	2.9	2.7	3.1	2.9
	70	TC	46.9	41.0	37.0	36.5	31.5	27.1	28.6	24.8
		KW	3.2	3.0	2.9	3.3	3.1	2.9	3.4	3.1
	75	TC	42.7	37.5	33.6	33.0	28.1	23.8	25.3	21.6
		KW	3.3	3.1	3.0	3.4	3.2	3.0	3.5	3.2
	80	TC	39.9	35.5	31.1	30.5	25.8	21.4	23.1	19.3
		KW	3.5	3.3	3.2	3.6	3.4	3.1	3.6	3.3

Note: TC - Total Capacity | kW - ODU Power

EXTENDED RANGE HEAT CAPACITIES

NORMAL Mode

NAZ17V6022A1+NASS48D2T2A1 (4 Ton Heating)

ID Airflow (SCFM)	ID DB (°F)	OD DB (°F)	67	57	47	37	27	17	7	-4
1400	60	TC	60.4	51.6	44.8	55.7	48.6	46.5	37.9	32.4
		KW	3.7	3.5	3.3	4.8	4.5	4.8	4.5	4.2
	70	TC	56.1	48.2	44.1	53.7	46.5	44.6	36.1	30.8
		KW	4.1	3.8	3.7	5.2	4.9	5.2	4.9	4.5
	75	TC	47.7	39.7	37.0	45.8	38.8	36.9	29.5	24.5
		KW	4.2	4.0	3.9	5.4	5.0	5.4	5.1	4.4
	80	TC	40.8	33.0	30.9	39.5	32.5	30.8	23.4	17.9
		KW	4.4	4.2	4.1	5.6	5.3	5.6	5.2	4.8
1500	60	TC	62.0	53.1	45.4	56.6	49.5	47.4	38.7	32.3
		KW	3.6	3.4	3.2	4.6	4.4	4.7	4.4	4.1
	70	TC	57.6	49.9	45.6	57.0	49.9	47.9	39.4	33.0
		KW	3.9	3.7	3.6	5.1	4.7	5.1	4.8	4.5
	75	TC	49.0	40.9	38.7	46.7	39.7	37.7	30.3	25.5
		KW	4.1	3.9	3.8	5.3	4.9	5.3	5.0	4.2
	80	TC	42.3	34.0	32.6	40.4	33.4	31.6	24.3	18.7
		KW	4.3	4.0	4.0	5.5	5.1	5.5	5.2	4.8
1615	60	TC	63.5	54.4	46.4	57.6	50.4	48.3	39.4	32.9
		KW	3.6	3.4	3.2	4.6	4.4	4.7	4.4	4.2
	70	TC	58.4	50.5	46.0	58.1	50.8	48.8	40.1	33.6
		KW	3.9	3.7	3.6	5.0	4.8	5.1	4.8	4.5
	75	TC	50.1	41.8	39.6	47.6	40.4	38.4	30.9	25.8
		KW	4.1	3.9	3.8	5.3	5.0	5.3	5.0	4.2
	80	TC	43.5	34.7	33.2	41.2	34.0	32.1	24.8	19.1
		KW	4.3	4.1	4.0	5.5	5.2	5.5	5.2	4.9
1800	60	TC	64.7	55.8	47.0	58.5	51.1	49.1	39.8	33.1
		KW	3.6	3.4	3.2	4.6	4.4	4.7	4.4	4.2
	70	TC	60.2	50.7	46.1	59.0	51.5	49.4	40.5	33.7
		KW	3.9	3.7	3.6	5.0	4.7	5.1	4.8	4.5
	75	TC	51.8	43.1	40.4	48.3	40.8	38.8	30.9	25.9
		KW	4.1	3.9	3.8	5.2	4.9	5.3	5.0	4.2
	80	TC	43.8	35.1	33.5	41.6	34.2	32.3	24.6	20.1
		KW	4.3	4.0	4.0	5.5	5.1	5.5	5.2	4.8

Note: TC - Total Capacity | kW - ODU Power

EXTENDED RANGE HEAT CAPACITIES

NORMAL Mode

NAZ17V6022A1+NASS59D2T2A1 (5 Ton Heating)

ID Airflow (SCFM)	ID DB (°F)	OD DB (°F)	67	57	47	37	27	17	7	-4
1500	60	TC	67.0	61.0	56.9	63.4	59.5	51.5	46.9	39.5
		KW	4.4	4.6	4.5	5.7	5.9	5.5	5.5	5.1
	70	TC	61.4	58.4	57.8	60.6	57.0	49.3	44.5	37.6
		KW	4.8	5.1	5.0	6.1	6.4	5.9	5.9	5.5
	75	TC	46.6	45.7	45.0	47.9	44.2	36.8	32.4	25.5
		KW	5.0	5.4	5.2	6.4	6.6	6.2	6.2	5.7
	80	TC	39.2	44.9	37.6	40.5	37.4	29.6	25.4	18.4
		KW	5.1	5.7	5.4	6.6	6.9	6.4	6.4	5.9
1615	60	TC	69.2	63.0	58.5	64.9	61.0	53.1	48.4	41.1
		KW	4.4	4.5	4.5	5.6	5.8	5.4	5.5	5.1
	70	TC	63.1	60.1	59.5	62.3	58.7	51.1	46.3	39.5
		KW	4.7	5.0	4.9	6.0	6.3	5.9	5.9	5.5
	75	TC	47.5	46.6	45.9	48.8	45.1	37.7	33.3	26.5
		KW	4.9	5.3	5.1	6.3	6.5	6.1	6.1	5.7
	80	TC	40.2	45.8	38.5	41.5	38.3	30.6	26.4	19.5
		KW	5.1	5.6	5.3	6.5	6.8	6.3	6.3	5.8
1830	60	TC	71.7	64.9	59.6	65.4	61.2	52.8	47.7	40.0
		KW	4.3	4.5	4.3	5.5	5.7	5.3	5.4	5.0
	70	TC	63.4	60.3	59.6	62.6	58.9	50.8	45.7	38.5
		KW	4.6	4.8	4.8	5.9	6.2	5.8	5.8	5.4
	75	TC	50.1	49.1	48.4	51.5	47.6	39.7	35.1	27.8
		KW	4.8	5.1	5.0	6.2	6.4	5.9	6.0	5.5
	80	TC	42.3	48.3	40.5	43.7	40.4	32.1	27.7	20.4
		KW	4.9	5.4	5.2	6.4	6.6	6.1	6.1	5.4
1930	60	TC	72.1	65.0	59.6	66.6	62.2	53.5	48.2	40.3
		KW	4.4	4.5	4.4	5.5	5.8	5.4	5.4	5.1
	70	TC	63.5	60.2	59.6	63.7	59.8	51.4	46.2	38.7
		KW	4.7	4.9	4.9	6.0	6.3	5.8	5.9	5.4
	75	TC	51.5	50.5	49.8	53.0	49.0	40.8	36.0	28.5
		KW	4.8	5.1	5.0	6.2	6.5	6.0	6.0	5.5
	80	TC	43.5	49.7	41.6	45.0	41.5	33.0	28.4	20.8
		KW	5.0	5.5	5.2	6.4	6.7	6.1	6.1	5.4

Note: TC - Total Capacity | kW - ODU Power

LIQUID LINE TEMPERATURES AND GAUGE PRESSURE

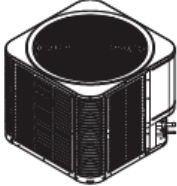

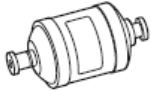



Subcooling – Liquid Line Temperature and Gauge Pressure								
Liquid Line Temp (°C)	Subcooling Value (°C)							
	3.3	3.9	4.4	5.0	5.6	6.1	6.7	7.2
	Liquid Gauge Pressure (kg/cm ²)							
12.8	11.53	11.74	11.95	12.09	12.30	12.51	12.73	12.94
15.6	12.51	12.73	12.94	13.15	13.43	13.64	13.85	14.06
18.3	13.64	13.85	14.06	14.27	14.48	14.76	14.98	15.26
21.1	14.76	14.98	15.26	15.47	15.68	15.96	16.17	16.45
23.9	15.96	16.17	16.45	16.73	16.94	17.23	17.51	17.72
26.7	17.23	17.51	17.72	18.00	18.28	18.56	18.84	19.12
29.4	18.56	18.84	19.12	19.40	19.69	19.97	20.25	20.53
32.2	19.97	20.25	20.53	20.88	21.16	21.44	21.72	22.08
35.0	21.44	21.72	22.08	22.36	22.71	22.99	23.34	23.62
37.8	22.99	23.34	23.62	23.97	24.33	24.68	24.96	25.31
40.6	24.68	24.96	25.31	25.66	26.01	26.37	26.72	27.07
43.3	26.37	26.72	27.07	27.42	27.84	28.19	28.54	28.97
46.1	28.19	28.54	28.97	29.32	29.67	30.09	30.44	30.86
48.9	30.09	30.44	30.86	31.29	31.64	32.06	32.48	32.90
51.7	32.06	32.48	32.90	33.33	33.75	34.17	34.59	35.01

Subcooling – Ambient Temperature and Heat Pump Capacity						
Subcooling (°C)		Ambient Temperature (°C)				
		20-25	25-30	30-35	35-40	40-45
Model	NAZ17V36	5.6±1.1	4.4±1.1	4.4±1.1	3.3±1.1	3.3±1.1
	NAZ17V60	4.4±1.1	4.4±1.1	4.4±1.1	3.3±1.1	3.3±1.1

Subcooling – Liquid Line Temperature and Gauge Pressure								
Liquid Line Temp (°F)	Subcooling Value (°F)							
	6	7	8	9	10	11	12	13
	Liquid Gauge Pressure (PSI)							
55	164	167	170	172	175	178	181	184
60	178	181	184	187	191	194	197	200
65	194	197	200	203	206	210	213	217
70	210	213	217	220	223	227	230	234
75	227	230	234	238	241	245	249	252
80	245	249	252	256	260	264	268	272
85	264	268	272	276	280	284	288	292
90	284	288	292	297	301	305	309	314
95	305	309	314	318	323	327	332	336
100	327	332	336	341	346	351	355	360
105	351	355	360	365	370	375	380	385
110	375	380	385	390	396	401	406	412
115	401	406	412	417	422	428	433	439
120	428	433	439	445	450	456	462	468
125	456	462	468	474	480	486	492	498

Subcooling – Ambient Temperature and Heat Pump Capacity						
Subcooling (°F)		Ambient Temperature (°F)				
		68-77	77-86	86-95	95-104	104-113
Model	NAZ17V36	10±2	8±2	8±2	6±2	6±2
	NAZ17V60	8±2	8±2	8±2	6±2	6±2

INCLUDED ITEMS

	
Heat Pump	Installation and Operation Manual
	
Bi-Directional Filter Drier	Bluetooth Module (NAC-10SM)
	
Bluetooth Cable (RS-485 Connector)	Screws