

THIS DRAWING IS INTENDED ONLY AS A GUIDE AND NOT AS A REPLACEMENT FOR PROFESSIONALLY ENGINEERED PROJECT DRAWINGS. THIS CONCEPT SYSTEM DRAWING DOES NOT IMPLY COMPLIANCE WITH LOCAL BUILDING CODES. ACTUAL INSTALLATION MAY VARY DEPENDING ON INSTALLATION LOCATION AND PARAMETERS AND IT MUST BE DONE IN ACCORDANCE TO ALL LOCAL BUILDING CODES. VERIFY WITH LOCAL BUILDINGS OFFICIALS BEFORE COMMENCEMENT OF SYSTEM INSTALLATION. CHANGES OR MODIFICATIONS TO PIPING OR DESIGN IS NOT TO BE PERFORMED WITHOUT EXPRESSED WRITTEN PERMISSION BY NAVIEN, INC.

NOTE:  
HYDRAULIC  
SEPARATOR SIZED BY  
OTHERS

# RECOMMENDED SYSTEM & HEADER PIPE SIZES - TOTAL BTU (>4 FT/SEC.)

- 1-1/2" - UP TO 301,000 BTU'S (1 BOILER)
- 2" - 399,000 BTU'S (1 BOILER)
- 2-1/2" - 601,000 TO 798,000 BTU'S (2 BOILERS)
- 3" - 903,000 TO 1,197,000 BTU'S (3 BOILERS)
- 4" - 1,204,000 TO 3,192,000 BTU'S (4 TO 8 BOILERS)

SYSTEM  
RETURN(S)

SYSTEM  
SUPPLY(S)

SUPPLY  
SENSOR

RETURN  
SENSOR

BOILER #2











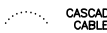








BOILER #1  
(MASTER)

HYDRONIC  
FEED WATER

NFB-C UNIT CAN INTERNALLY CONTROL UP TO 3 ZONE CIRCULATORS, WITHOUT A ZONE CONTROL PANEL INSTALLED. ANY ADDITIONAL ZONES SHALL REQUIRE A CIRC ZONE PANEL. REFER TO NAVIEN I & O MANUAL FOR ADDITIONAL INFORMATION.

CONDENSATE  
GAS

## SYMBOL LEGEND

	BACKFLOW PREVENTER		CHECK VALVE		FULL-PORT VALVE		EXPANSION TANK
	CONTROL WIRING		PRESSURE RELIEF VALVE		CIRCULATOR		THERMOSTAT
	CONDENSATE TRAP		AIR ELIMINATION		CASCADE CABLE		BALL DRAIN VALVE
	OUTDOOR TEMPERATURE SENSOR		AUTOMATIC AIR VENT		BOILER RELIEF VALVE		PRESSURE REDUCING VALVE
	WYE STRAINER W/ BLOWDOWN		UNION		HYDRAULIC SEPARATOR		



20 GOODYEAR  
IRVINE, CA 92618  
800-519-8794  
www.navienc.com

## NFB-C SERIES BOILER

(2) NFB-C CONDENSING BOILERS WITH  
COMMON SECONDARY INJECTION PIPING WITH HYDRAULIC SEPARATOR  
INCLUDES MODELS NFB-301C, 399C

DRAWN BY:

S. STOEKE

NFB-C-2-ZC-MULT-C-HS

DECEMBER 2, 2021