

NHW-A Series

 **navien**

NHW-A Tankless Water Heaters

The first and only
non-condensing tankless
with ComfortFlow[®]
built-in recirculation pump
and buffer tank



Introducing NHW-AI and NHW-AE

COMFORTFLOW
BUILT-IN PUMP & BUFFER TANK

NAVITECH
STAINLESS STEEL
HX AND BURNER

**PREMIUM
INTEGRATED
CONTROL**

0.81 UEF

98°-140°
TEMP RANGE

9.5 GPM
@ 35° TEMP RISE

**RESIDENTIAL &
COMMERCIAL**

**CASCADE
CAPABLE**



NHW-AI
Interior



NHW-AE
Exterior

One of the industry's most advanced non-condensing tankless water heaters

NHW-A is designed with the patented ComfortFlow® recirculation pump and buffer tank within the unit. This Navien exclusive innovation resolves the need for an external pump and controls because all the components and recirculation system controls are built-in. The ComfortFlow system also promotes consistent outlet temperature to minimize the "cold-water sandwich effect".

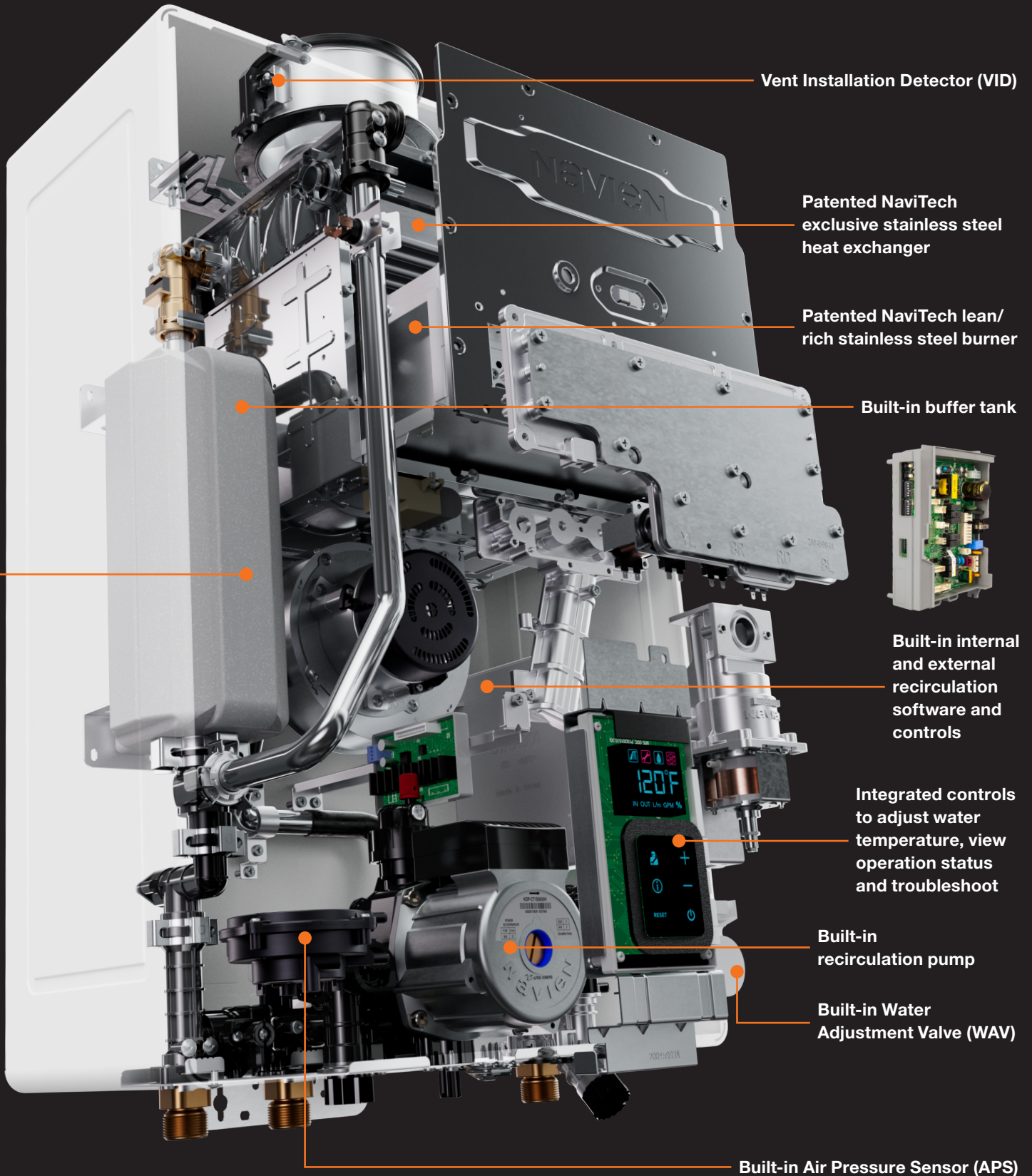


ComfortFlow®



An inside look at the NHW-A

With features that make performance and functionality a priority



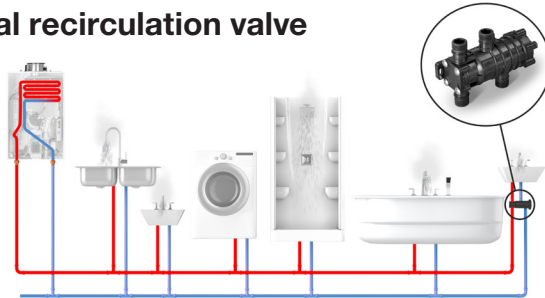
More technology built-in with the ComfortFlow recirculation system

Internal and external recirculation modes

All NHW-A models are available with built-in internal and external recirculation* technology to program Always-On, Weekly** or an Intelligent mode that learns hot water usage patterns. Selecting any of these options will save water by reducing wait time for hot water at a fixture.

NaviCirc optional recirculation valve

Designed for recirculation in application where a dedicated return line is not available.



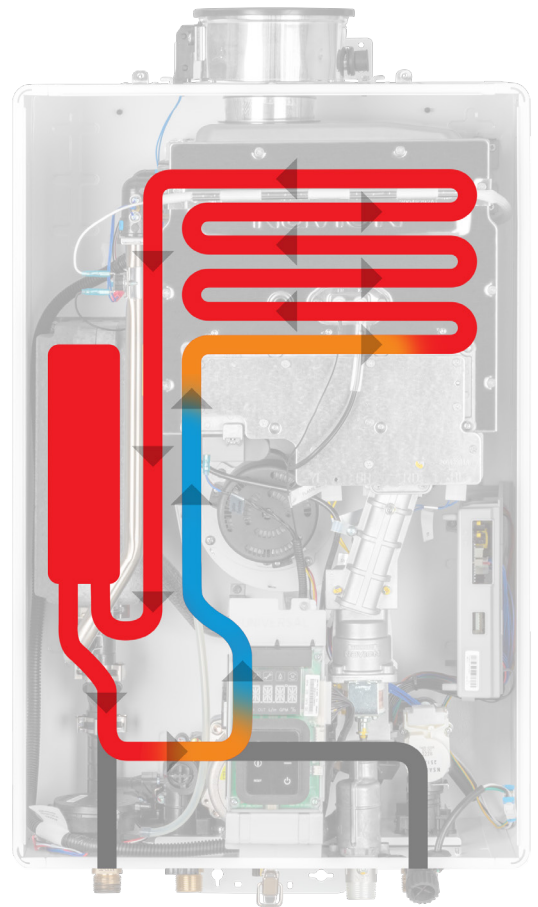
HotButton optional on-demand system

At the push of a button, the HotButton system activates internal recirculation pump and gas fired burner to heat water in supply lines for faster hot water.



* Recirculation applications may vary. Additional plumbing or equipment may be required.

**Weekly requires the addition of the remote (included with NHW-AE, but optional with NHW-AI).



More innovative features and benefits

- NaviVent System matched concentric 3" x 5" venting
- Approved for mobile/manufactured homes
- Available in 3 interior and 3 exterior models (160,000, 180,000 & 199,900 BTU/h)
- Navien designed and built
- Available in Natural Gas (NG) or Liquid Propane (LP) models
- Vent Installation Detector (VID) for superior safety

NaviTech™

Durable stainless steel and a Navien-exclusive design contribute to NHW-A's dependability and performance.



Options to install outside or inside



Endless hot water



NaviLink optional WiFi remote control



Low NO_x emissions



Up to 80% smaller than traditional tanks

Space saving and lightweight design



Cascading capability

Accessories

For all optional accessories



NHW-AI



NHW-AE

Product availability and specifications subject to change. See back page for details.

NaviVent
3" x 5"
Concentric Venting
for NHW-AI Series



For all venting
accessories



NaviLink® Wi-Fi Control
PBCM-AS-001



NaviLink® Lite
Wi-Fi Control (1 Unit)
PBCM-AS-002

NaviCirc™ Recirculation Valve

NaviCirc™

PFFW-SXX-001

NaviCirc™ Kit

30022965A



Plumb Easy Valve Kit (V3)

GXXX002987

For Pipe Cover

30012581A



Pipe Cover NHW-A Series

30032304A



H2Air™ Kit AHU Optimizer

PNBD-000001



**PeakFlow® Scale
Prevention Systems**

PeakFlow® A

GPWC310001AC001

PeakFlow® S

GPWC110001AC001



Recess Box (NHW-AE Only)
(Lock not included)

30032303A



**HotButton™
Control Kit**

PZZZ-00063

Wall Plate

GXXX001427

Push Button

GXXX001426



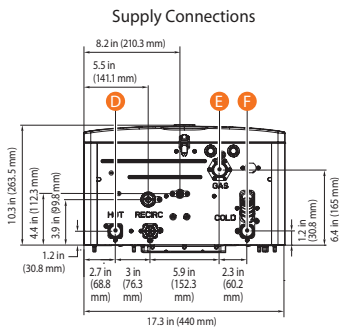
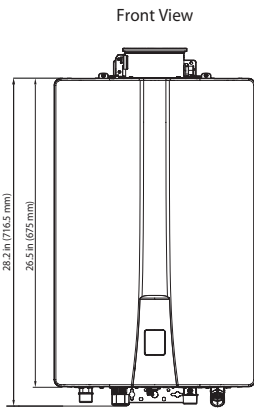
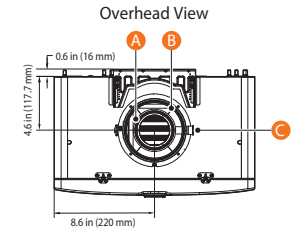
**Remote Controller (Optional
for NHW-AI Models Only)**

30022717B



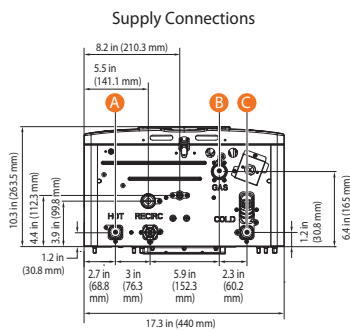
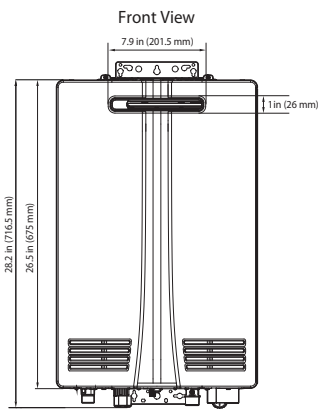
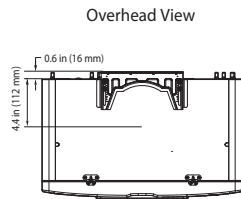
Dimensions

NHW-AI Series



- Connection Size**
- A Exhaust Gas Vent \varnothing 3"
 - B Air Intake \varnothing 5"
 - C Condensate Drain \varnothing 5/8"
 - D Hot Water Outlet \varnothing 3/4"
 - E Gas Inlet \varnothing 3/4"
 - F Cold Water Inlet \varnothing 3/4"

NHW-AE Series




- Connection Size**
- A Hot Water Outlet \varnothing 3/4"
 - B Gas Inlet \varnothing 3/4"
 - C Cold Water Inlet \varnothing 3/4"



Customer support and advanced training makes Navien your best choice for tankless

Besides supplying innovative and energy efficient systems for residential and commercial applications, Navien provides extensive field support, webinars and training events for builders, architects and contractors. Our full-time customer support network provides quick answers to installation and operational questions.

Ratings & Specifications

Item	NHW700 – Interior Model			NHW700 – Exterior Model			
	160AI	180AI	199AI	160AE	180AE	199AE	
Heat capacity (input) natural gas/	10,700–160,000 (BTU/h)	10,700–180,000 (BTU/h)	10,700–199,900 (BTU/h)	10,700–160,000 (BTU/h)	10,700–180,000 (BTU/h)	10,700–199,900 (BTU/h)	
Efficiency rating for NG & LP	0.81 UEF						
Flow rate (DHW)	35°F (18°C) temp rise	7.5 GPM (28 L/m)	8.5 GPM (32 L/m)	9.5 GPM (36 L/m)	7.5 GPM (28 L/m)	8.5 GPM (32 L/m)	9.5 GPM (36 L/m)
	45°F (23°C) temp rise	5.8 GPM (22 L/m)	6.6 GPM (25 L/m)	7.4 GPM (28 L/m)	5.8 GPM (22 L/m)	6.6 GPM (25 L/m)	7.4 GPM (28 L/m)
	67°F (36°C) temp rise	4.0 GPM (15 L/m)	4.6 GPM (17 L/m)	5.1 GPM (19 L/m)	4.0 GPM (15 L/m)	4.6 GPM (17 L/m)	5.1 GPM (19 L/m)
Dimensions	17.3" W x 26.5" H x 10.3" D						
Weight (gross) propane gas	60 lbs (27 kg)	65 lbs (29 kg)	65 lbs (29 kg)	60 lbs (27 kg)	65 lbs (29 kg)	65 lbs (29 kg)	
Installation type	Indoor wall-hung			Outdoor wall-hung			
Venting type	Forced draft direct vent (indoor only)						
Ignition type	Electronic ignition						
Water pressure	15–150 PSI						
Natural gas supply pressure (from source)	3.5" WC–10.5" WC						
Propane gas supply pressure (from source)	8" WC–13" WC						
Natural gas manifold pressure (max-min)	2.8" WC, 0.7" WC	2.3" WC, 0.7" WC	2.8" WC, 0.7" WC	3.2" WC, 0.8" WC	2.6" WC, 0.8" WC	3.2" WC, 0.8" WC	
Propane gas manifold pressure (max-min)	5.8" WC, 1.3" WC	4.5" WC, 1.3" WC	5.4" WC, 1.3" WC	6.1" WC, 1.4" WC	4.9" WC, 1.3" WC	6.0" WC, 1.3" WC	
Minimum flow rate	0.4 GPM (1.5L/m) without ComfortFlow®, <0.01 GPM (0.04 L/min) with ComfortFlow*						
Connection sizes	3/4" NPT cold water inlet 3/4" NPT hot water outlet 3/4" NPT gas inlet						
Power supply	Main supply	120V AC, 60 Hz					
	Normal	95 W	100 W	115 W	99 W	81 W	96 W
	Maximum power consumption	120 W (Max 2 A), 350 W (Max 4 A) with external pump connected					
	External pump	< 150 W, 1.5 A					
	Fuse	5.0 A					
Materials	Casing	Cold rolled carbon steel					
	Heat exchangers	Stainless steel					
Safety devices	Flame rod, APS, vent installation detector, ignition operation detector, water temperature high limit switch, power surge fuse						
Certifications							

* Available for NHW-A models configured in an optional ComfortFlow® recirculation mode. Energy consumption will increase when the system is configured for recirculation. Navien reserves the right to change specifications at any time without prior notice. Please refer to www.navieninc.com to verify you have the most current information.

Warranty

	Application	Labor	Parts	Heat Exchanger
Residential	Standard	1 year	5 years	15 years
	Uncontrolled recirculation ²	1 year	3 years	5 years
Commercial or Combi ¹	Standard	1 year	5 years	5 years
	Uncontrolled recirculation ²	1 year	3 years	3 years

¹ Combi refers to a combination potable water and space heating application. Water heaters cannot be used in space heating only applications.

² Uncontrolled-recirculation: External pumps configured to circulate continuously through the water heater are subject to the uncontrolled recirculation warranty terms. An aquastat is the minimum pump control requirement for DHW or storage tank recirculation in order to maintain the full controlled recirculation warranty.

Navien's warranty (which may be changed without prior notice) is subject to the terms and conditions found at www.Navieninc.com.

Accessories and components are subject to change or discontinuation without notice. Images are for illustrative purposes only and actual products may vary based on current vendor availability. Navien reserves the right to substitute equivalent accessories or components from alternative vendors as necessary. For the most up-to-date product information and current accessory availability, please visit navieninc.com or contact your local Navien representative.

Navien Inc., 20 Goodyear, Irvine, CA 92618 800-519-8794 navieninc.com

Navien Canada, Inc. 555 Hanlan Rd., Unit 7 Vaughan, ON L4L 4R8 800-519-8794 navieninc.ca

